

# The new AC / EC transformer fans from ebm-papst

**Axial fans with external-rotor motors in AC and EC technology are our world. What is new is that they are now used for transformer cooling. But then again, why not? After all, efficiency, low noise and total reliability are called for in such an application, too!**

**And so our new AC / EC transformer fans are first choice with project and design engineers, not only when it comes to transformer cooling.**

## **Robust, quiet and speed-controlled**

The new transformer fans with asynchronous and EC motor drives are now also available for the more demanding use with power transformers. The line goes up without gap from size 450 mm to 990 mm in outer diameter.

The transformer fans consist of the components motor impeller, motor support structure and duct nozzle.




Depending on the size, the motor impeller is made up of either an AC or EC external-rotor motor with screwed on hybrid blades made of die-cast aluminium or plastic / aluminium.

The motor support structure is on the suction side. This also makes for compliance with protection against accidental contact.

The duct nozzle is made of dip galvanised sheet steel. On the pressure side, there is a circumferential flange that ensures the fan can be directly screwed onto the oil radiator.


These new fans with their excellent design and functionality are the result of intensive research and the expertise that comes with years of pioneering developments, supported by comprehensive computations and simulations especially with respect to long service life and corrosion resistance.

## Table of content



<b>The new AC / EC transformer fans from ebm-papst</b>	<b>2</b>
<b>Technical parameters &amp; scope</b>	<b>4</b>
<b>AC size 450</b>	<b>8</b>
<b>AC size 500</b>	<b>12</b>
<b>AC size 630</b>	<b>16</b>
<b>AC size 800</b>	<b>18</b>
<b>EC size 710</b>	<b>22</b>
<b>EC size 800</b>	<b>24</b>
<b>EC size 990</b>	<b>26</b>
<b>Accessories</b>	<b>28</b>
<b>Electrical connections</b>	<b>29</b>
<b>Distributors, agents &amp; subsidiaries</b>	<b>30</b>

# Technical parameters & scope



## High standards for all ebm-papst products

Here at ebm-papst, we constantly strive to further improve our products in order to be able to offer you the best possible product for your application. Careful monitoring of the market ensures that technical innovations are reflected in the improvements of our products. Based on the technical parameters listed below and the ambience you want our product to operate in, we here at ebm-papst can always work out the best solution for your specific application.

### General performance parameters

Any deviations from the technical data and parameters described here are listed on the product-specific data sheet.

### Operating mode

If no other operating mode is specified on the product-specific data sheet, the operating mode is taken to be continuous operation (S1).

### Insulation class (acc. to EN 60335)

On principle, our products comply with insulation class F. Products with other insulation class are especially marked in the product-specific data sheets.

### Protection class

In general, our products comply with protection class I (acc. to EN 50178 and EN 60335-1). Products with other protection class are specially indicated in the product-specific data sheets.

### Type of protection

The type of protection applying to each product (according to DIN EN 60034-5) depends on the mounting position and is listed together with the relevant mounting position in the product-specific data sheet.

### Drilled condensate discharges / mounting position

Condensate discharges are drilled depending on the mounting position. The product-specific data sheets provide information on this. Please make sure that the drilled condensate discharges are not obstructed or closed.

Transformer fans for forced cooling of oil radiators are conventionally mounted with the air flowing in either horizontal or vertical (blowing upwards) direction. This is why a drilled condensate discharge is provided for in the stator flange.

### Service life

The service life of ebm-papst products depends on two major factors:

- the service life of the insulation system
- the service life of the bearing system

The service life of the insulation system mainly depends on voltage level, temperature and ambient conditions, such as humidity and condensation. The service life of the bearing system depends mainly on the thermal load on the bearing.

The majority of our products use maintenance-free ball bearings for any mounting position possible.

The service life L10 of the ball bearings can be taken as ca. 40,000 operating hours at an ambient temperature of 40 °C, yet this estimate can vary according to the actual ambient conditions.

We gladly provide you with a lifetime calculation taking into account your specific operating conditions.

### Thermal protection / motor protection

Our ebm-papst motors for transformer cooling are protected in accordance with the relevant directives.

AC fans feature thermal overload protection. The user is asked to undertake the proper action to read this T.O.P. and to make sure the fans are disconnected from the mains in case an alarm is given.

With EC fans, the motor is thermally protected as well, including electronic reading and assessing, and the electronics are protected via current limiter.

*Measuring station*



### **Sound power level**

All acoustic data is established in keeping with DIN 45635 and ISO 3744/3745 to accuracy class 2 and given as A-weighted. To measure sound power level  $L_w$  10 microphones are distributed on an enveloping surface on the suction side of the fan under test (measuring set-up as per DIN 45635 T38).

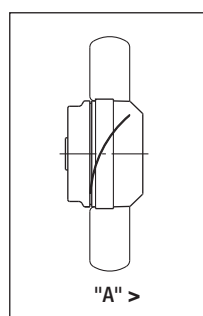
### **Measuring conditions**

ebm-papst products are measured under the following terms and conditions:

- axial fans in the wall ring and without guard grille
- Depending on the mounting situation, there can be deviations from the characteristics as specified.

### **Direction of air flow**


The direction of air flow is given as follows:



Direction of air flow "A"

### **System of units**

All technical figures are given in SI units.



*Left: Climate cabinet  
Right: Salt spray test equipment*

### ■ Mechanical strain / performance parameters

All ebm-papst products are subjected to comprehensive tests complying with the normative specifications. In addition to this, the tests also reflect the vast experience and expertise of ebm-papst.

#### **Vibration test**

Vibration tests are carried out in compliance with

- vibration test in operation according to DIN IEC 68, parts 2-4
- vibration test at standstill according to DIN IEC 68, parts 2-4

#### **Shock load**

Shock load tests are carried out in compliance with

- shock load according to DIN IEC 68, parts 2-27

#### **Balancing quality**

Testing the balancing quality is carried out in compliance with

- residual imbalance according to DIN ISO 1940
  - standard balancing quality level G 6.3 (corresponding to 30 g x mm/kg)
- Should you require a higher balancing quality level for your specific application, please let us know and specify this when ordering your product.


### ■ Chemo-physical strain / performance parameters

For information on chemo-physical strain, please turn to our brochure „Protecting fans against water and the elements“:



Part no. 37685-7-8811

*Left: Extended-time test room  
Middle: Shock test  
Right: Condensate water test*



### ■ Legal and normative directives

The products described in this catalogue are designed, developed and produced in keeping with the standards in place for the relevant product and , if known, the conditions governing the relevant fields of application.

### Standards

The AC products described here comply to EN 60034-1.

EC products are in keeping with the applicable specific standard.

### EMC

In general, our EC products comply with the following EMC standards:

- interference emission EN 61000-6-3
- interference immunity EN 61000-6-2
- harmonics EN 61000-3-2/3

Wherever other standards apply, this is indicated in the data sheets.

Complying with the EMC standards has to be established on the final appliance, as different mounting situations can result in modified and changed EMC properties.

### Leakage current

< 3.5 mA acc. to EN 60950-1

Measuring according to fig. D.1 corresponding to IEC 60990 fig. 4

### Approvals


In case you require a specific approval for your ebm-papst product (VDE, UL, GOST, CCC, CSA, etc. please let us know.

Most of our products can be supplied with the relevant approval.

For further and more detailed information on the specific approvals, simply turn to the data sheets of the respective products.

# AC transformer fans

Ø 450, 50 Hz



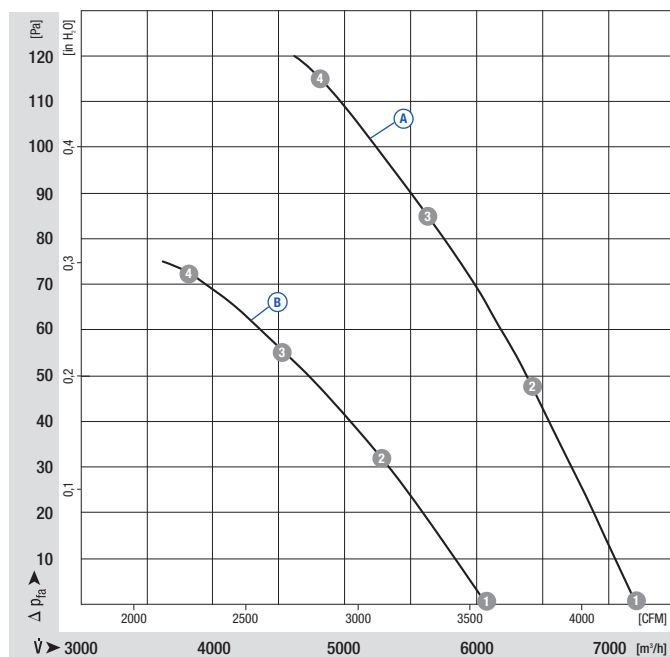
- **Material:** Guard grille made of steel, zinc-plated and plastic coated, RAL 9006  
Wall ring made of sheet steel, hot-dip galvanised and plastic coated, RAL 9006  
Screwed on fan blades made of sheet aluminium, varnished, RAL 9005  
Asynchronous external-rotor motor made of die-cast aluminium, varnished, RAL 9005  
Terminal box made of die-cast aluminium, varnished, RAL 9005
- **Direction of air flow:** "A"
- **Direction of rotation:** clockwise, seen on rotor
- **Type of protection:** IP 54 (according to EN 60529)
- **Insulation class:** "F"
- **Mounting position:** shaft horizontal or rotor on top
- **Condensate discharges:** in the stator flange
- **Operating mode:** Continuous operation (S1)
- **Bearings:** Maintenance-free ball bearings

## Nominal data

Type	Motor	Blade angle	Characteristic	Nominal voltage	Frequency	Air flow	Speed/rpm	Power input	Start-up current	Current draw	Max. back pressure	Perm. amb. temp.	Mass
				VAC	Hz	m³/h	min <sup>-1</sup>	W	A	A	Pa	°C	kg
W4D 450	M4D110-EF	0°	(A)	400 Δ	50	7210	1380	410	3,40	0,90	115	-40..+95	13,5
			(B)	400 Y	50	6070	1150	295	1,20	0,50	75	-40..+95	


subject to alterations

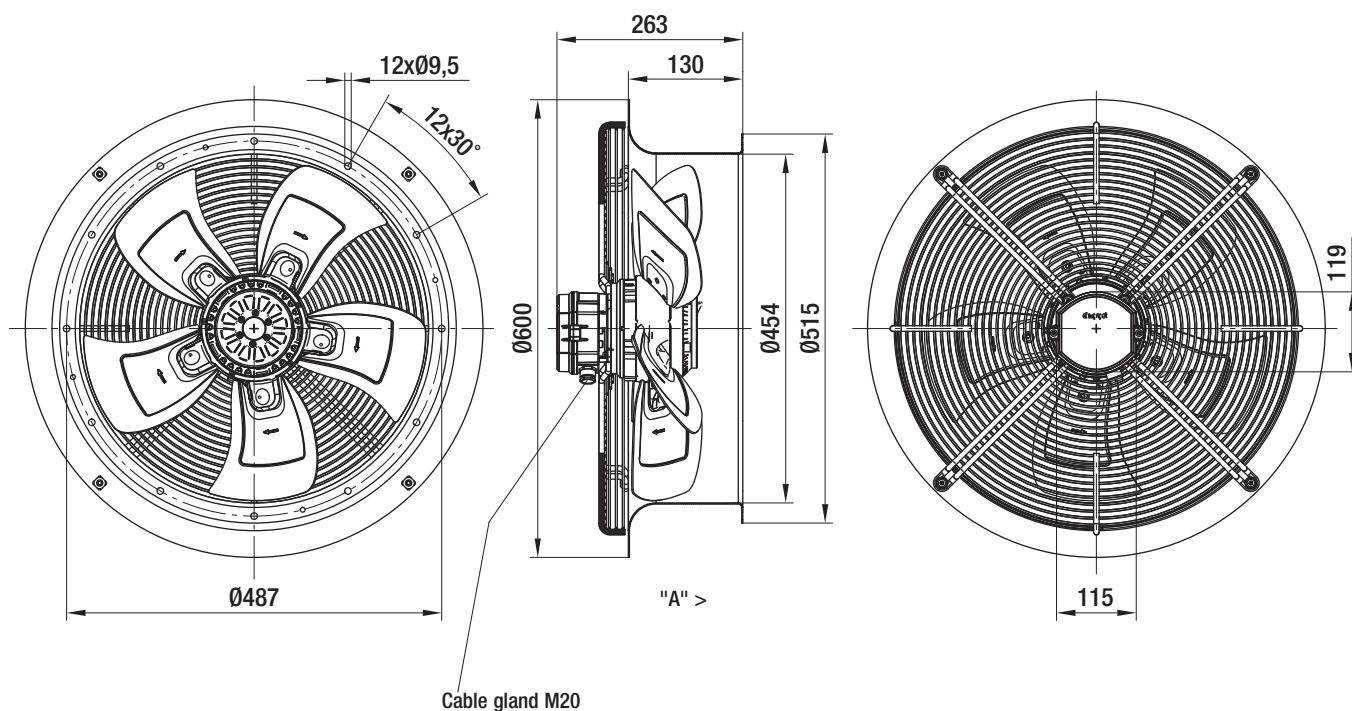
## Characteristics



	n	P <sub>1</sub>	I	Lw <sub>A</sub>
	[min <sup>-1</sup> ]	[W]	[A]	[dB(A)]
(A) 1	1380	410	0,90	76
(A) 2	1365	450	0,97	76
(A) 3	1355	475	0,99	77
(A) 4	1350	490	1,02	79
(B) 1	1150	295	0,50	72
(B) 2	1120	320	0,56	71
(B) 3	1090	335	0,58	73
(B) 4	1075	340	0,59	75


- **Motor protection:** TOP brought out (on terminal strip)
- **Cable exit:** lateral via terminal box
- **Protection class:** I (according to EN 61800-5-1)
- **Product conforming to standard:** CE
- **Approvals:** VDE (according to EN 60034)

Selection	Direction of air flow	Blade angle	
Type			
W4D450	"A"	0°	W4D450-CG01 -80



# AC transformer fans

Ø 450, 60 Hz



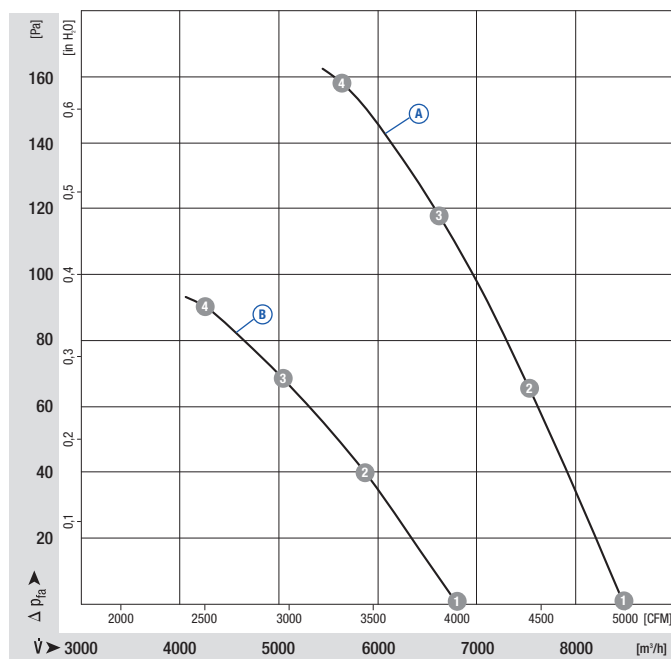
- **Material:** Guard grille made of steel, zinc-plated and plastic coated, RAL 9006  
Wall ring made of sheet steel, hot-dip galvanised and plastic coated, RAL 9006  
Screwed on fan blades made of sheet aluminium, varnished, RAL 9005  
Asynchronous external-rotor motor made of die-cast aluminium, varnished, RAL 9005  
Terminal box made of die-cast aluminium, varnished, RAL 9005
- **Direction of air flow:** "A"
- **Direction of rotation:** clockwise, seen on rotor
- **Type of protection:** IP 54 (according to EN 60529)
- **Insulation class:** "F"
- **Mounting position:** shaft horizontal or rotor on top
- **Condensate discharges:** in the stator flange
- **Operating mode:** Continuous operation (S1)
- **Bearings:** Maintenance-free ball bearings

## Nominal data

Type	Motor	Blade angle	Characteristic	Nominal voltage	Frequency	Air flow	Speed/rpm	Power input	Start-up current	Current draw	Max. back pressure	Perm. amb. temp.	Mass
				VAC	Hz	m³/h	min <sup>-1</sup>	W	A	A	Pa	°C	kg
W4D 450	M4D110-EF	0°	A	480 Δ	60	8490	1620	640	4,00	1,03	155	-40..+60	13,5
			B	480 Y	60	6800	1305	460	1,30	0,64	90	-40..+60	


subject to alterations

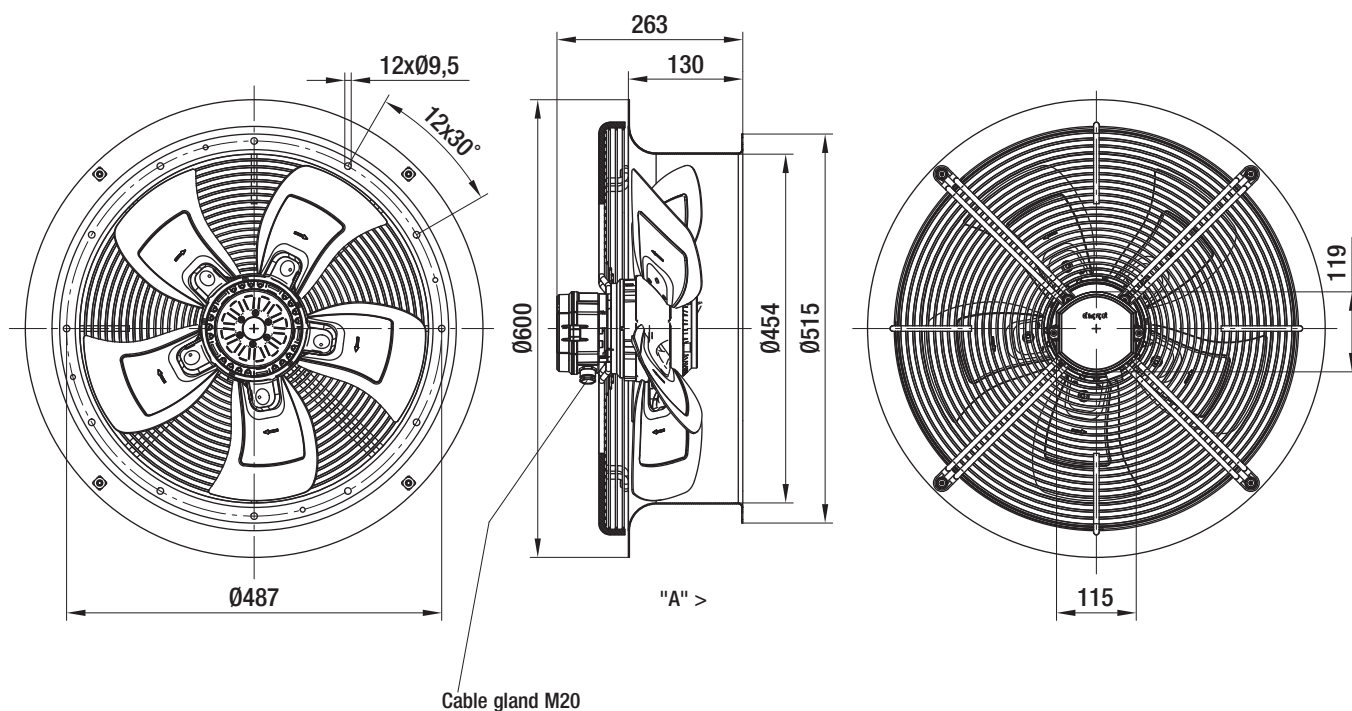
## Characteristics



	n	P <sub>1</sub>	I	L <sub>wA</sub>
	[min <sup>-1</sup> ]	[W]	[A]	[dB(A)]
A 1	1620	640	1,03	80
A 2	1600	730	1,12	80
A 3	1585	770	1,17	82
A 4	1575	800	1,19	82
B 1	1305	460	0,64	75
B 2	1250	495	0,69	74
B 3	1215	505	0,71	76
B 4	1195	515	0,72	76


- **Motor protection:** TOP brought out (on terminal strip)
- **Cable exit:** lateral via terminal box
- **Protection class:** I (according to EN 61800-5-1)
- **Product conforming to standard:** CE
- **Approvals:** VDE (according to EN 60034)

Selection	Direction of air flow	Blade angle	
Type			
W4D450	"A"	0°	W4D450-CG01 -80



# AC transformer fans

Ø 500, 50 Hz

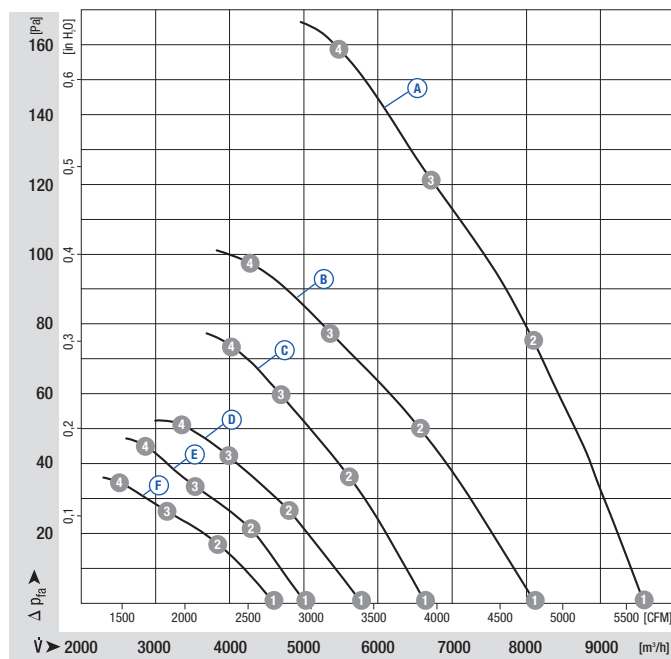


- **Material:** Guard grille made of steel, zinc-plated and plastic coated, RAL 9006  
Wall ring made of sheet steel, hot-dip galvanised and plastic coated, RAL 9006  
Screwed on fan blades made of sheet aluminium, varnished, RAL 9005  
Asynchronous external-rotor motor made of die-cast aluminium, varnished, RAL 9005  
Terminal box made of die-cast aluminium, varnished, RAL 9005
- **Direction of air flow:** "A"
- **Direction of rotation:** clockwise, seen on rotor
- **Type of protection:** IP 54 (according to EN 60529)
- **Insulation class:** "F"
- **Mounting position:** shaft horizontal or rotor on top
- **Condensate discharges:** in the stator flange
- **Operating mode:** Continuous operation (S1)
- **Bearings:** Maintenance-free ball bearings

Nominal data		Blade angle	Characteristic	Nominal voltage	Frequency	Air flow	Speed/rpm	Power input	Start-up current	Current draw	Max. back pressure	Perm. amb. temp.	Mass
Type	Motor		VAC	Hz	m³/h	min⁻¹	W	A	A	Pa	°C	kg	
<b>W4D500</b>	M4D110-GF	0°	(A)	400 Δ	50	9590	1380	620	5,80	1,30	160	-40..+80	17,1
			(B)	400 Y	50	8120	1160	455	2,00	0,77	100	-40..+80	
<b>W6D500</b>	M6D110-EF	0°	(C)	400 Δ	50	6700	945	250	2,55	0,70	75	-40..+90	15,1
			(D)	400 Y	50	5910	830	175	0,85	0,31	50	-40..+90	
<b>W8D500</b>	M8D110-EF	0°	(E)	400 Δ	50	5030	715	180	----	0,60	45	-40..+70	15,1
			(F)	400 Y	50	4600	650	100	----	0,21	34	-40..+70	


subject to alterations

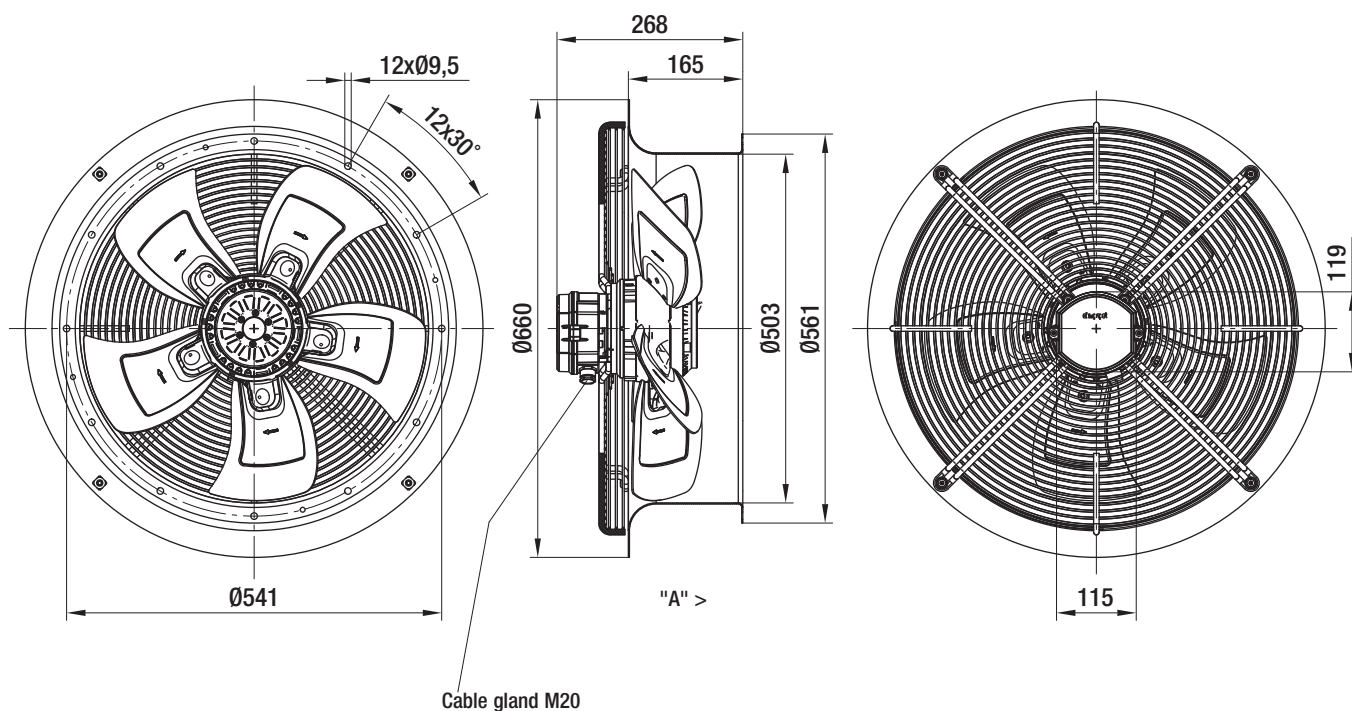
## Characteristics



	n	P <sub>i</sub>	I	L <sub>wA</sub>
	[min⁻¹]	[W]	[A]	[dB(A)]
(A) 1	1380	620	1,30	77
(A) 2	1355	705	1,39	77
(A) 3	1345	755	1,44	78
(A) 4	1325	815	1,52	80
(B) 1	1160	455	0,77	73
(B) 2	1100	500	0,84	73
(B) 3	1070	520	0,87	72
(B) 4	1040	540	0,91	74
(C) 1	945	250	0,70	69
(C) 2	940	285	0,75	70
(C) 3	930	300	0,76	70
(C) 4	925	315	0,76	71
(D) 1	830	175	0,31	66
(D) 2	800	200	0,36	67
(D) 3	780	215	0,37	66
(D) 4	770	225	0,39	67
(E) 1	715	180	0,60	63
(E) 2	710	190	0,64	64
(E) 3	710	200	0,63	62
(E) 4	700	210	0,61	65
(F) 1	650	100	0,21	61
(F) 2	640	110	0,23	61
(F) 3	630	115	0,24	60
(F) 4	615	120	0,25	61


- **Motor protection:** TOP brought out (on terminal strip)
- **Cable exit:** lateral via terminal box
- **Protection class:** I (according to EN 61800-5-1)
- **Product conforming to standard:** CE
- **Approvals:** VDE (according to EN 60034)

Selection	Direction of air flow	Blade angle	
Type			
W4D500	"A"	0°	W4D500-CD03 -80
W6D500	"A"	0°	W6D500-CG03 -80
W8D500	"A"	0°	W8D500-CG01 -80



# AC transformer fans

Ø 500, 60 Hz

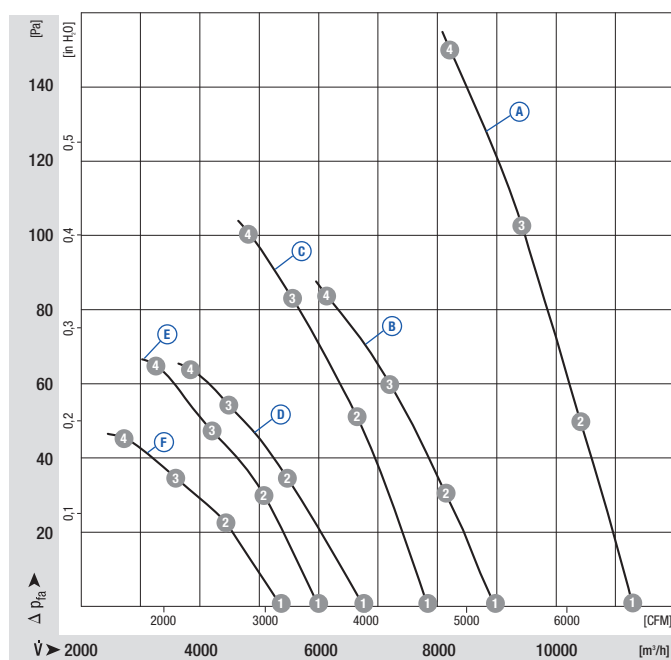


- **Material:** Guard grille made of steel, zinc-plated and plastic coated, RAL 9006  
Wall ring made of sheet steel, hot-dip galvanised and plastic coated, RAL 9006  
Screwed on fan blades made of sheet aluminium, varnished, RAL 9005  
Asynchronous external-rotor motor made of die-cast aluminium, varnished, RAL 9005  
Terminal box made of die-cast aluminium, varnished, RAL 9005
- **Direction of air flow:** "A"
- **Direction of rotation:** clockwise, seen on rotor
- **Type of protection:** IP 54 (according to EN 60529)
- **Insulation class:** "F"
- **Mounting position:** shaft horizontal or rotor on top
- **Condensate discharges:** in the stator flange
- **Operating mode:** Continuous operation (S1)
- **Bearings:** Maintenance-free ball bearings

Nominal data		Blade angle	Characteristic	Nominal voltage	Frequency	Air flow	Speed/rpm	Power input	Start-up current	Current draw	Max. back pressure	Perm. amb. temp.	Mass
Type	Motor		VAC	Hz	m³/h	min⁻¹	W	A	A	Pa	°C	kg	
<b>W4D500</b>	M4D110-GF	0°	(A)	480 Δ	60	11300	1620	1000	6,50	1,55	150	-40..+50	17,1
			(B)	480 Y	60	8970	1280	695	2,20	0,98	84	-40..+50	
<b>W6D500</b>	M6D110-EF	0°	(C)	480 Δ	60	7900	1115	380	2,80	0,75	100	-40..+75	15,1
			(D)	480 Y	60	6840	960	280	0,95	0,41	60	-40..+75	
<b>W8D500</b>	M8D110-EF	0°	(E)	480 Δ	60	6000	850	245	----	0,63	65	-40..+65	15,1
			(F)	480 Y	60	5360	760	150	----	0,25	45	-40..+65	


subject to alterations

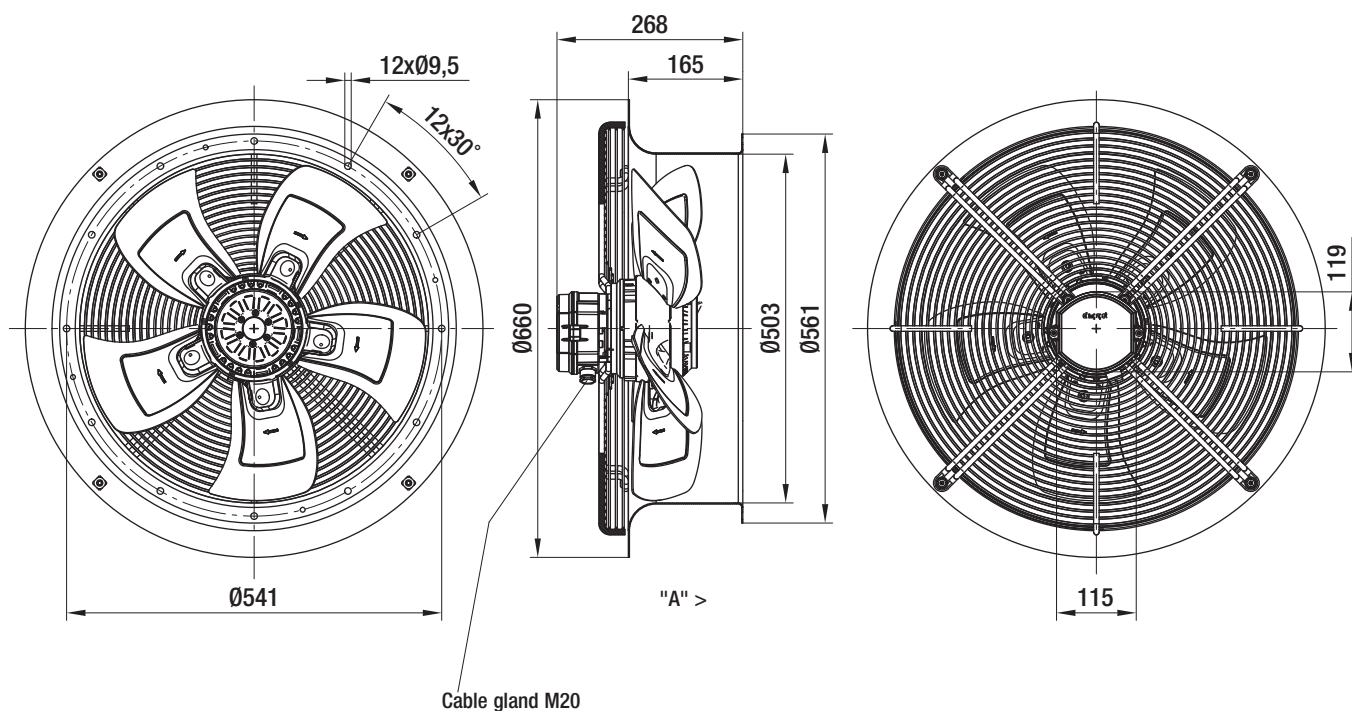
## Characteristics



	n	P <sub>i</sub>	I	L <sub>wA</sub>
	[min⁻¹]	[W]	[A]	[dB(A)]
(A) 1	1620	1000	1,55	80
(A) 2	1605	1070	1,70	80
(A) 3	1590	1145	1,80	80
(A) 4	1570	1210	1,87	81
(B) 1	1280	695	0,98	75
(B) 2	1250	725	1,04	75
(B) 3	1210	750	1,08	75
(B) 4	1170	770	1,11	74
(C) 1	1115	380	0,75	73
(C) 2	1105	445	0,79	74
(C) 3	1095	470	0,82	74
(C) 4	1090	490	0,83	75
(D) 1	960	280	0,41	69
(D) 2	910	315	0,46	70
(D) 3	885	330	0,48	69
(D) 4	865	345	0,50	70
(E) 1	850	245	0,63	67
(E) 2	845	265	0,66	67
(E) 3	840	280	0,66	67
(E) 4	830	300	0,65	70
(F) 1	760	150	0,25	64
(F) 2	735	170	0,28	64
(F) 3	720	180	0,29	63
(F) 4	700	190	0,30	65


- **Motor protection:** TOP brought out (on terminal strip)
- **Cable exit:** lateral via terminal box
- **Protection class:** I (according to EN 61800-5-1)
- **Product conforming to standard:** CE
- **Approvals:** VDE (according to EN 60034)

Selection	Direction of air flow	Blade angle	
Type			
W4D500	"A"	0°	W4D500-CD03 -80
W6D500	"A"	0°	W6D500-CG03 -80
W8D500	"A"	0°	W8D500-CG01 -80



# AC transformer fans

Ø 630, 50 Hz

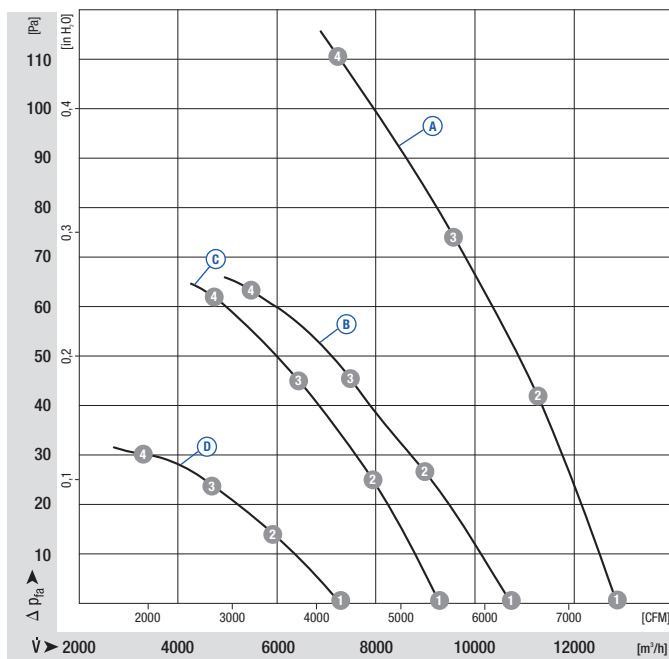


- **Material:** Guard grille made of steel, zinc-plated and plastic coated, RAL 9006  
Wall ring made of sheet steel, hot-dip galvanised and plastic coated, RAL 9006  
Screwed on fan blades made of sheet aluminium, varnished, RAL 9005  
Asynchronous external-rotor motor made of die-cast aluminium, varnished, RAL 9005  
Terminal box made of die-cast aluminium, varnished, RAL 9005
- **Direction of air flow:** "A"
- **Direction of rotation:** clockwise, seen on rotor
- **Type of protection:** IP 54 (according to EN 60529)
- **Insulation class:** "F"
- **Mounting position:** shaft horizontal or rotor on top
- **Condensate discharges:** in the stator flange
- **Operating mode:** Continuous operation (S1)
- **Bearings:** Maintenance-free ball bearings

Nominal data		Blade angle	Characteristic	Nominal voltage	Frequency	Air flow	Speed/rpm	Power input	Start-up current	Current draw	Max. back pressure	Perm. amb. temp.	Mass
Type	Motor		VAC	Hz	m³/h	min⁻¹	W	A	A	Pa	°C	kg	
W6D630	M6D110-IA	0°	Ⓐ	400 Δ	50	12850	925	610	4,30	1,45	110	-40..+60	21,8
			Ⓑ	400 Y	50	10750	770	440	1,45	0,80	65	-40..+60	
W8D630	M8D110-GF	0°	Ⓒ	400 Δ	50	9285	675	300	1,90	0,82	62	-40..+65	19,5
			Ⓓ	400 Y	50	7280	525	180	0,60	0,37	30	-40..+65	


subject to alterations

## Characteristics

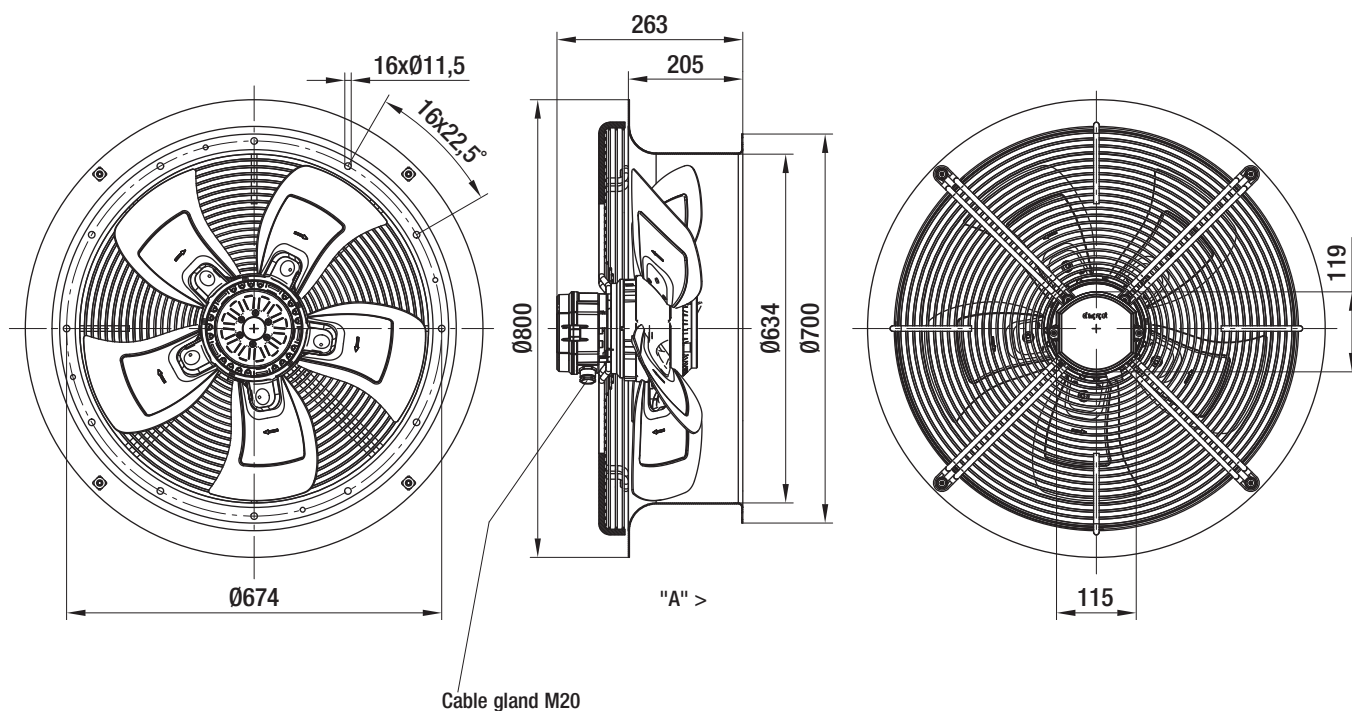


	n	P <sub>i</sub>	I	L <sub>wA</sub>
	[min⁻¹]	[W]	[A]	[dB(A)]
Ⓐ 1	925	610	1,45	77
Ⓐ 2	915	670	1,48	75
Ⓐ 3	910	720	1,54	76
Ⓐ 4	895	790	1,60	76
Ⓑ 1	770	440	0,80	73
Ⓑ 2	735	470	0,83	71
Ⓑ 3	710	490	0,86	71
Ⓑ 4	675	520	0,91	70
Ⓒ 1	675	300	0,82	71
Ⓒ 2	660	330	0,84	69
Ⓒ 3	655	350	0,85	69
Ⓒ 4	640	380	0,91	69
Ⓓ 1	525	180	0,37	65
Ⓓ 2	495	195	0,40	63
Ⓓ 3	475	200	0,41	62
Ⓓ 4	440	210	0,42	61

- **Motor protection:** TOP brought out (on terminal strip)
- **Cable exit:** lateral via terminal box
- **Protection class:** I (according to EN 61800-5-1)
- **Product conforming to standard:** CE
- **Approvals:** VDE (according to EN 60034)


Selection	Direction of air flow	Blade angle	
-----------	-----------------------	-------------	---

Type			
W6D630	"A"	0°	W6D630-CA01 -80
W8D630	"A"	0°	W8D630-CD01 -80



# AC transformer fans

Ø 800, 50 Hz

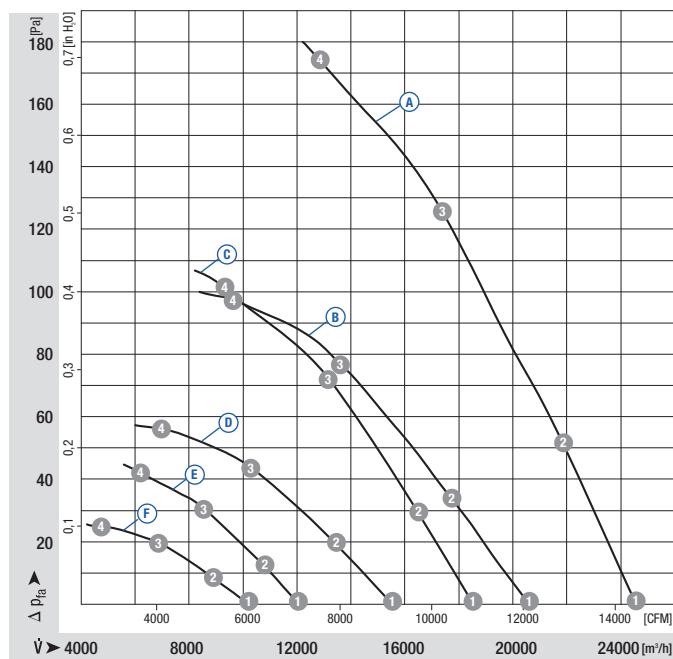


- **Material:** Guard grille made of steel, zinc-plated and plastic coated, RAL 9006  
Wall ring made of sheet steel, hot-dip galvanised and plastic coated, RAL 9006  
Screwed on fan blades made of die-cast aluminium, varnished, RAL 9005  
Asynchronous external-rotor motor made of die-cast aluminium, varnished, RAL 9005  
Terminal box made of die-cast aluminium, varnished, RAL 9005
- **Direction of air flow:** "A"
- **Direction of rotation:** counter-clockwise, seen on rotor
- **Type of protection:** IP 54 (according to EN 60529)
- **Insulation class:** "F"
- **Mounting position:** shaft horizontal or rotor on top
- **Condensate discharges:** in the stator flange
- **Operating mode:** Continuous operation (S1)
- **Bearings:** Maintenance-free ball bearings

Nominal data		Blade angle	Characteristic	Nominal voltage	Frequency	Air flow	Speed/rpm	Power input	Start-up current	Current draw	Max. back pressure	Perm. amb. temp.	Mass
Type	Motor		VAC	Hz	m³/h	min⁻¹	W	A	A	Pa	°C	kg	
<b>W6D800</b>	M6D138-LA	0°	(A)	400 Δ	50	24780	930	1440	13,0	3,50	180	-40..+60	42,5
			(B)	400 Y	50	20780	785	1030	4,30	1,90	100	-40..+60	
<b>W8D800</b>	M8D138-LA	0°	(C)	400 Δ	50	18520	695	690	6,00	2,15	105	-40..+65	42,5
			(D)	400 Y	50	15520	585	465	2,00	0,99	57	-40..+65	
<b>WZD800</b>	MZD138-HF	0°	(E)	400 Δ	50	12050	460	290	2,40	1,06	44	-40..+80	38,5
			(F)	400 Y	50	10200	390	160	1,40	0,41	25	-40..+80	


subject to alterations

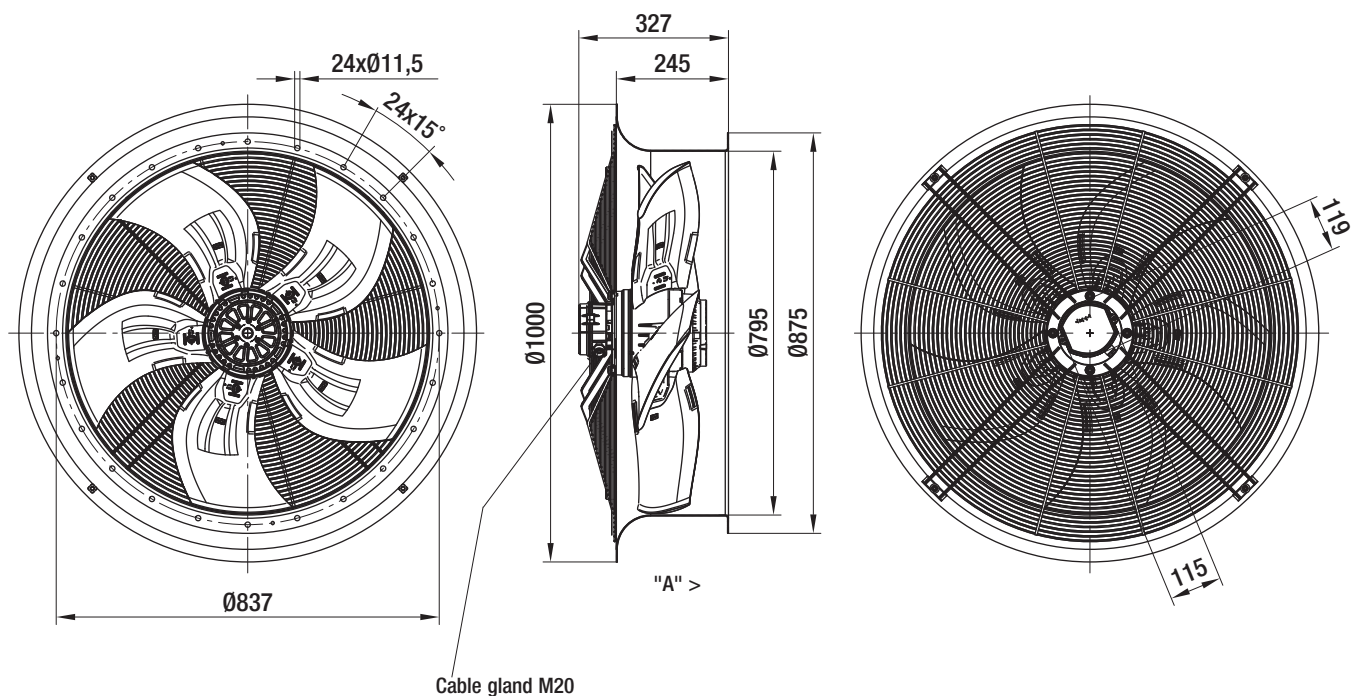
## Characteristics



	n	P <sub>i</sub>	I	L <sub>wA</sub>
	[min⁻¹]	[W]	[A]	[dB(A)]
(A) 1	930	1440	3,50	73
(A) 2	915	1555	3,48	71
(A) 3	900	1750	3,72	72
(A) 4	880	1980	4,05	78
(B) 1	785	1030	1,90	70
(B) 2	750	1075	2,02	68
(B) 3	705	1160	2,17	67
(B) 4	665	1225	2,30	72
(C) 1	695	690	2,15	68
(C) 2	690	760	2,21	67
(C) 3	680	850	2,28	67
(C) 4	660	960	2,40	71
(D) 1	585	465	0,99	64
(D) 2	560	505	1,06	63
(D) 3	530	540	1,13	62
(D) 4	500	570	1,20	64
(E) 1	460	290	1,06	60
(E) 2	455	310	1,09	59
(E) 3	445	335	1,10	58
(E) 4	440	360	1,12	61
(F) 1	390	160	0,41	56
(F) 2	375	175	0,43	55
(F) 3	360	185	0,45	55
(F) 4	340	195	0,46	55


- **Motor protection:** TOP brought out (on terminal strip)
- **Cable exit:** lateral via terminal box
- **Protection class:** I (according to EN 61800-5-1)
- **Product conforming to standard:** CE
- **Approvals:** VDE (according to EN 60034)

Selection	Direction of air flow	Blade angle	
Type			
W6D800	"A"	0°	W6D800-CJ01 -80
W8D800	"A"	0°	W8D800-CJ01 -80
WZD800	"A"	0°	WZD800-CM03-80



# AC transformer fans

Ø 800, 60 Hz

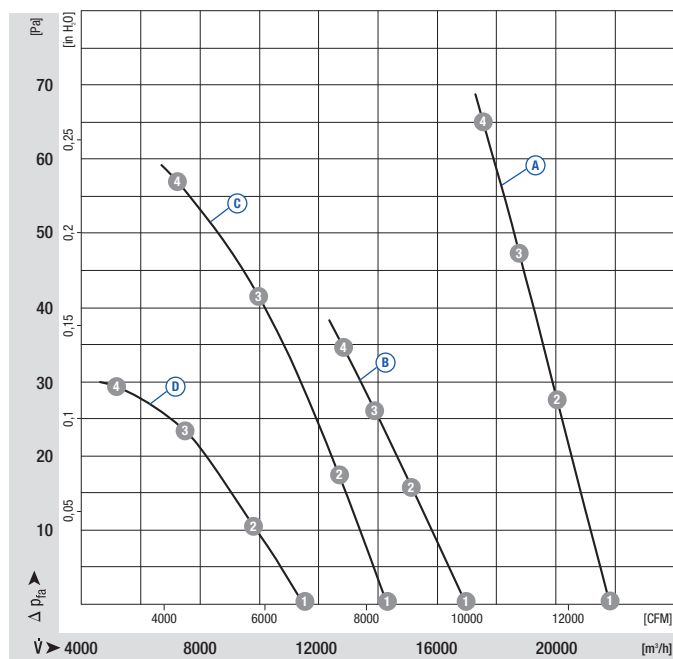


- **Material:** Guard grille made of steel, zinc-plated and plastic coated, RAL 9006  
Wall ring made of sheet steel, hot-dip galvanised and plastic coated, RAL 9006  
Screwed on fan blades made of die-cast aluminium, varnished, RAL 9005  
Asynchronous external-rotor motor made of die-cast aluminium, varnished, RAL 9005  
Terminal box made of die-cast aluminium, varnished, RAL 9005
- **Direction of air flow:** "A"
- **Direction of rotation:** counter-clockwise, seen on rotor
- **Type of protection:** IP 54 (according to EN 60529)
- **Insulation class:** "F"
- **Mounting position:** shaft horizontal or rotor on top
- **Condensate discharges:** in the stator flange
- **Operating mode:** Continuous operation (S1)
- **Bearings:** Maintenance-free ball bearings

Nominal data		Blade angle	Characteristic	Nominal voltage	Frequency	Air flow	Speed/rpm	Power input	Start-up current	Current draw	Max. back pressure	Perm. amb. temp.	Mass
Type	Motor		VAC	Hz	m³/h	min⁻¹	W	A	A	Pa	°C	kg	
W8D800	M8D138-LA	0°	(A)	480 Δ	60	21820	815	1070	6,60	2,33	65	-40..+60	42,5
			(B)	480 Y	60	16980	640	680	2,20	1,20	35	-40..+60	
WZD800	MZD138-HF	0°	(C)	480 Δ	60	14310	540	400	2,50	1,15	60	-40..+70	38,5
			(D)	480 Y	60	11490	440	230	1,45	0,47	30	-40..+70	


subject to alterations

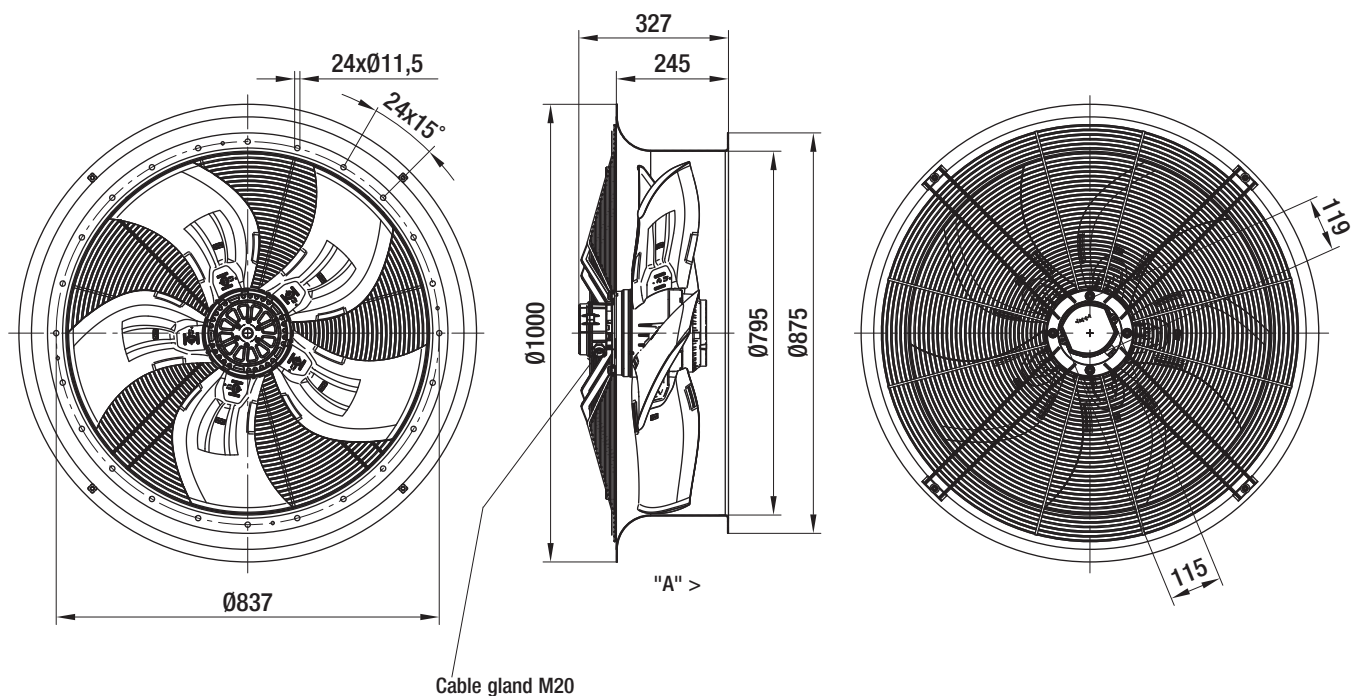
## Characteristics



	n	P <sub>i</sub>	I	L <sub>wA</sub>
	[min⁻¹]	[W]	[A]	[dB(A)]
(A) 1	815	1070	2,33	71
(A) 2	810	1160	2,42	70
(A) 3	800	1220	2,49	70
(A) 4	800	1260	2,57	70
(B) 1	640	680	1,20	66
(B) 2	615	710	1,25	65
(B) 3	595	725	1,28	64
(B) 4	585	735	1,30	64
(C) 1	540	400	1,15	64
(C) 2	535	440	1,17	62
(C) 3	520	480	1,20	62
(C) 4	510	525	1,23	65
(D) 1	440	230	0,47	59
(D) 2	415	250	0,50	57
(D) 3	390	260	0,52	56
(D) 4	370	270	0,53	57


- **Motor protection:** TOP brought out (on terminal strip)
- **Cable exit:** lateral via terminal box
- **Protection class:** I (according to EN 61800-5-1)
- **Product conforming to standard:** CE
- **Approvals:** VDE (according to EN 60034)

Selection	Direction of air flow	Blade angle	
<b>Type</b>			
<b>W8D800</b>	"A"	0°	W8D800-CJ01 -80
<b>WZD800</b>	"A"	0°	WZD800-CM03-80



# EC transformer fans

Ø 710



- **Material:** Guard grille made of steel, zinc-plated and plastic coated, RAL 9006  
Wall ring made of sheet steel, hot-dip galvanised and plastic coated, RAL 9006  
Screwed on fan blades made of die-cast aluminium, varnished, RAL 9005  
Stator and electronics housing made of die-cast aluminium, varnished, RAL 9005  
Rotor made of sheet steel, varnished, RAL 9005
- **Direction of air flow:** "A"
- **Direction of rotation:** counter-clockwise, seen on rotor
- **Type of protection:** IP 54 (according to EN 60529)
- **Insulation class:** "F"
- **Mounting position:** shaft horizontal or rotor on top
- **Condensate discharges:** in the stator flange
- **Operating mode:** Continuous operation (S1)
- **Bearings:** Maintenance-free ball bearings

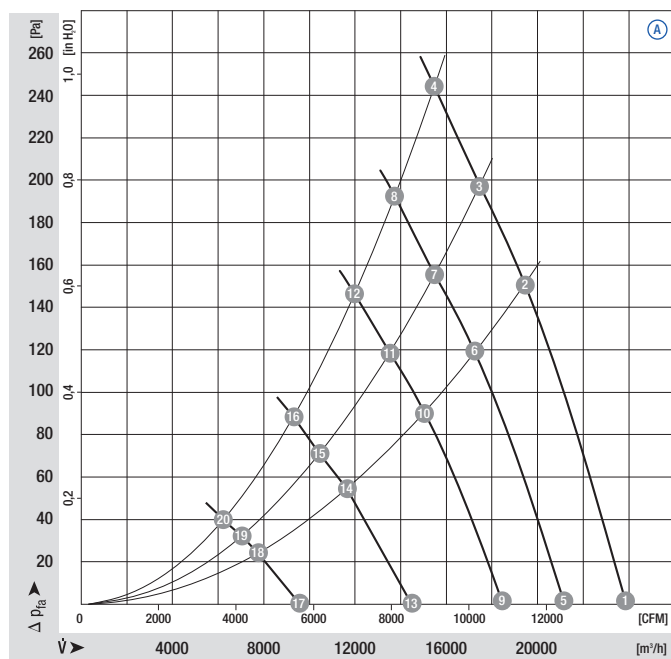
## Nominal data<sup>(1)</sup>

Type	Motor	Blade angle	Characteristic	Voltage range	Frequency	Air flow	Speed/rpm	Power input	Current draw	Max. back pressure	Perm. amb. temp.	Mass
			VAC	Hz	m³/h	min <sup>-1</sup>	W	A	Pa	°C	kg	
W3G710	M3G150-IF	0°	(A)	380-480	50/60	23900	1240	1990	3,0	245	-40..+60	45,5

subject to alterations

<sup>(1)</sup> at 400 VAC

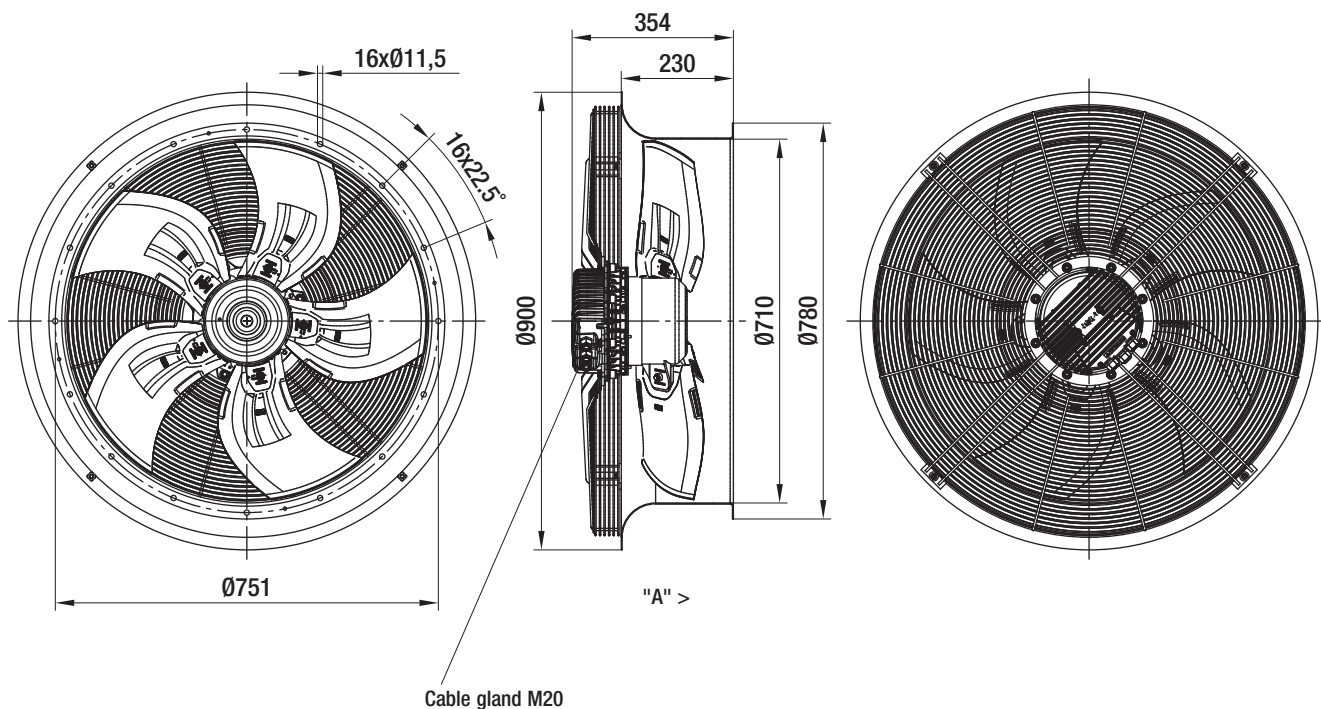
## Characteristics



	n	P <sub>i</sub>	I	Lw <sub>A</sub>
	[min <sup>-1</sup> ]	[W]	[A]	[dB(A)]
(A) 1	1240	1990	3,00	80
(A) 2	1240	2470	3,75	80
(A) 3	1240	2590	3,90	81
(A) 4	1240	2700	4,10	84
(A) 5	1100	1390	2,10	77
(A) 6	1100	1720	2,60	77
(A) 7	1100	1810	2,75	79
(A) 8	1100	1890	2,85	82
(A) 9	960	920	1,40	74
(A) 10	960	1150	1,75	74
(A) 11	960	1200	1,80	76
(A) 12	960	1250	1,90	79
(A) 13	750	440	0,67	69
(A) 14	750	550	0,83	69
(A) 15	750	570	0,87	71
(A) 16	750	600	0,90	73
(A) 17	500	130	0,20	60
(A) 18	500	160	0,25	60
(A) 19	500	170	0,26	62
(A) 20	500	180	0,27	64


- **Technical features:** control input 0-10 VDC / PWM, RS485 ebmBUS, alarm relay, integrated PID control, voltage supply for sensor, input for sensor 0-10 V respectively 4-20 mA, 0-10 V output for slave, PFC (passive), soft start, line undervoltage detection, phase failure detection
- **Motor protection:** motor current limitation, over-temperature protected electronics and motor, locked-rotor protection
- **Protection class:** I (according to EN 61800-5-1)
- **Product conforming to standard:** CE
- **Approvals:** GOST, UL and VDE are applied for

Selection	Direction of air flow	Blade angle	
Type			
W3G710	"A"	0°	W3G710-CH06 -80



# EC transformer fans

Ø 800



- **Material:** Guard grille made of steel, zinc-plated and plastic coated, RAL 9006  
Wall ring made of sheet steel, hot-dip galvanised and plastic coated, RAL 9006  
Screwed on fan blades made of die-cast aluminium, varnished, RAL 9005  
Stator and electronics housing made of die-cast aluminium, varnished, RAL 9005  
Rotor made of sheet steel, varnished, RAL 9005
- **Direction of air flow:** "A"
- **Direction of rotation:** counter-clockwise, seen on rotor
- **Type of protection:** IP 54 (according to EN 60529)
- **Insulation class:** "F"
- **Mounting position:** shaft horizontal or rotor on top
- **Condensate discharges:** in the stator flange
- **Operating mode:** Continuous operation (S1)
- **Bearings:** Maintenance-free ball bearings

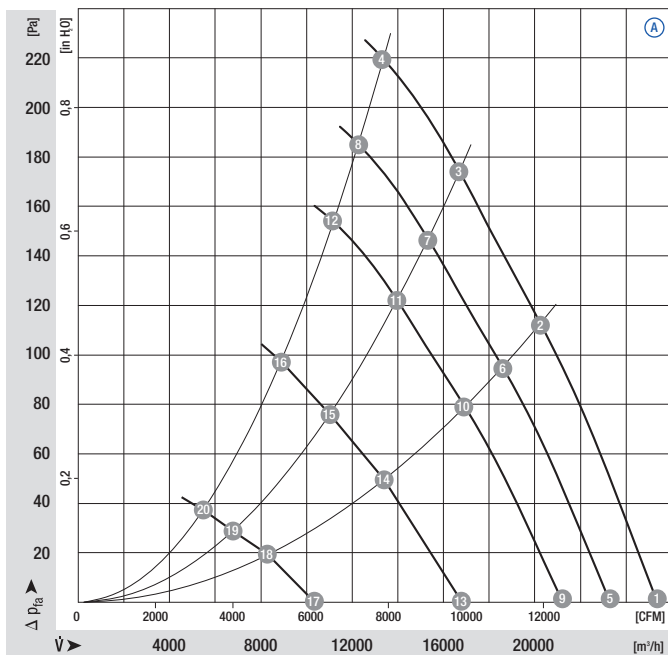
## Nominal data<sup>(1)</sup>

Type	Motor	Blade angle	Characteristic	Voltage range	Frequency	Air flow	Speed/rpm	Power input	Current draw	Max. back pressure	Perm. amb. temp.	Mass
			VAC	Hz	m <sup>3</sup> /h	min <sup>-1</sup>	W	A	Pa	°C	kg	
W3G800	M3G150-IF	0°	(A)	380-480	50/60	25400	980	1370	2,1	220	-40..+60	49,5

subject to alterations

<sup>(1)</sup> at 400 VAC

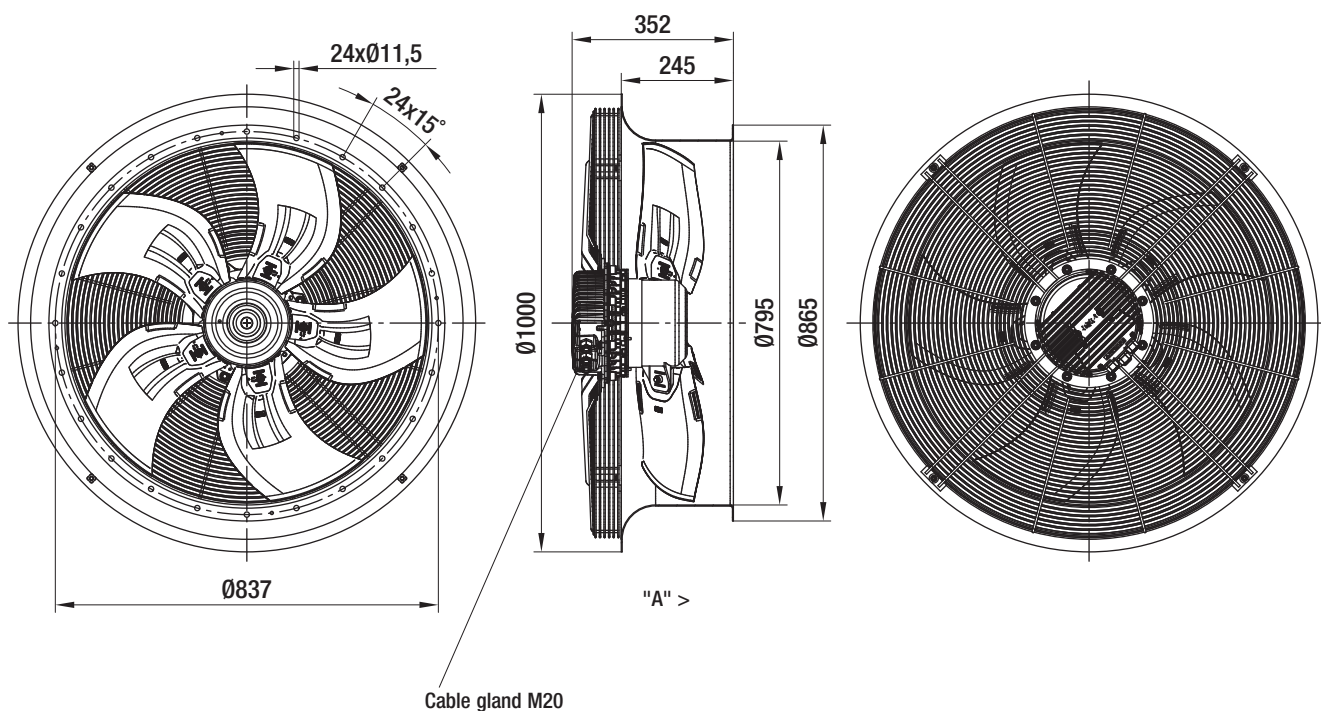
## Characteristics



	n	P <sub>i</sub>	I	L <sub>wA</sub>
	[min <sup>-1</sup> ]	[W]	[A]	[dB(A)]
(A) 1	980	1370	2,10	74
(A) 2	980	1760	2,70	73
(A) 3	980	1935	2,95	76
(A) 4	980	2210	3,40	82
(A) 5	900	1060	1,65	73
(A) 6	900	1365	2,10	72
(A) 7	900	1500	2,25	75
(A) 8	900	1715	2,60	80
(A) 9	820	800	1,25	71
(A) 10	820	1030	1,60	70
(A) 11	820	1135	1,70	73
(A) 12	820	1295	2,00	78
(A) 13	650	400	0,61	66
(A) 14	650	510	0,78	65
(A) 15	650	560	0,85	68
(A) 16	650	650	0,98	73
(A) 17	400	95	0,14	55
(A) 18	400	120	0,18	54
(A) 19	400	130	0,20	57
(A) 20	400	150	0,23	62

- **Technical features:** control input 0-10 VDC / PWM, RS485 ebmBUS, alarm relay, integrated PID control, voltage supply for sensor, input for sensor 0-10 V respectively 4-20 mA, 0-10 V output for slave, PFC (passive), soft start, line undervoltage detection, phase failure detection
- **Motor protection:** motor current limitation, over-temperature protected electronics and motor, locked-rotor protection
- **Protection class:** I (according to EN 61800-5-1)
- **Product conforming to standard:** CE
- **Approvals:** GOST, UL and VDE are applied for

Selection	Direction of air flow	Blade angle	
Type			
W3G800	"A"	0°	W3G800-CH03 -80



# EC transformer fans

Ø 990



- **Material:** Guard grille made of steel, zinc-plated and plastic coated, RAL 9006  
Wall ring made of sheet steel, hot-dip galvanised and plastic coated, RAL 9006  
Screwed on fan blades made of die-cast aluminium, varnished, RAL 9005  
Stator and electronics housing made of die-cast aluminium, varnished, RAL 9005  
Rotor made of sheet steel, varnished, RAL 9005
- **Direction of air flow:** "A"
- **Direction of rotation:** counter-clockwise, seen on rotor
- **Type of protection:** IP 54 (according to EN 60529)
- **Insulation class:** "F"
- **Mounting position:** shaft horizontal or rotor on top
- **Condensate discharges:** in the stator flange
- **Operating mode:** Continuous operation (S1)
- **Bearings:** Maintenance-free ball bearings

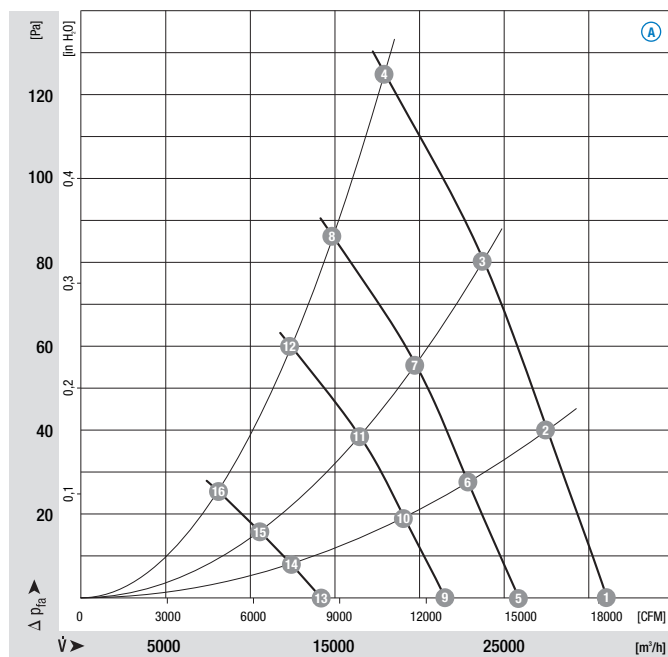
## Nominal data<sup>(1)</sup>

Type	Motor	Characteristic	Voltage range	Frequency	Air flow	Speed/rpm	Power input	Current draw	Max. back pressure	Perm. amb. temp.	Mass
		VAC	Hz	m <sup>3</sup> /h	min <sup>-1</sup>	W	A	Pa	°C	kg	
W3G990	M3G150-IF	Ⓐ	380-480	50/60	31000	650	1030	1,8	120	-40..+60	60,5

subject to alterations

<sup>(1)</sup> at 400 VAC

## Characteristics

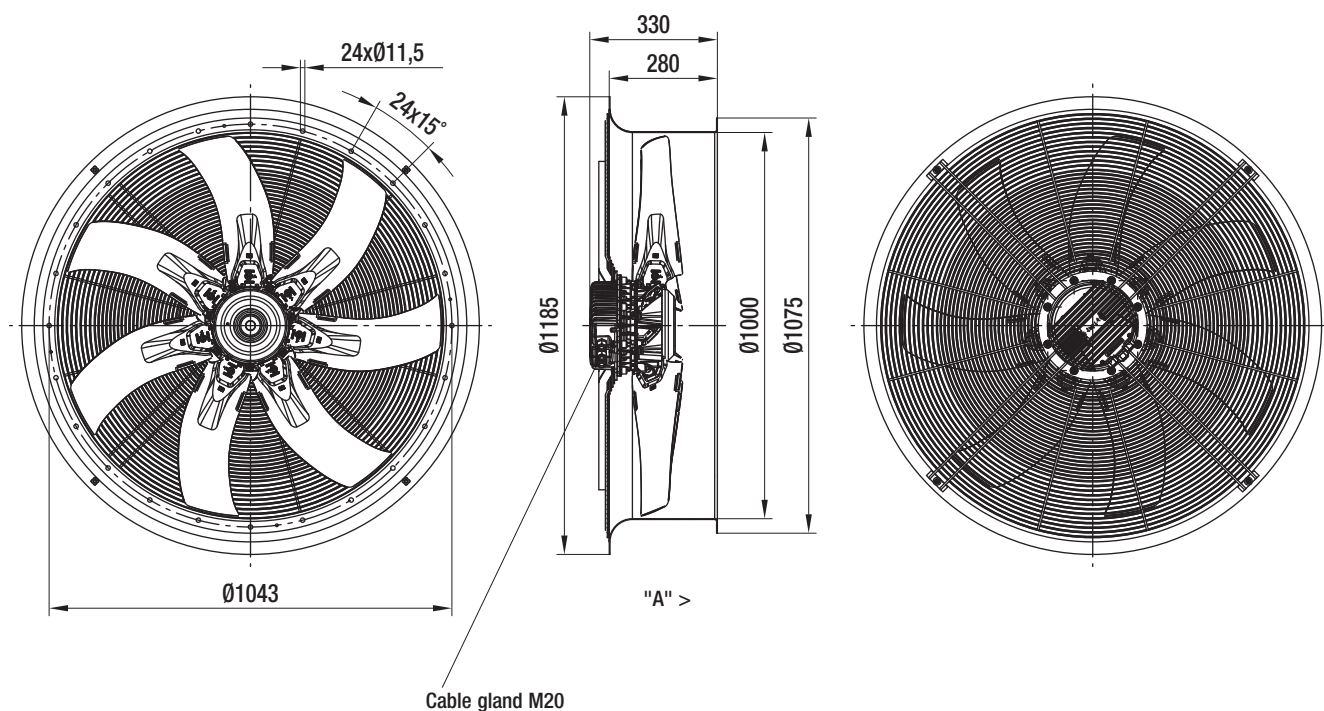


	n	P <sub>i</sub>	I	L <sub>wA</sub>
	[min <sup>-1</sup> ]	[W]	[A]	[dB(A)]
Ⓐ 1	650	1030	1,80	80
Ⓐ 2	650	1230	2,30	81
Ⓐ 3	650	1350	2,40	82
Ⓐ 4	650	1500	2,40	85
Ⓐ 5	540	610	1,30	76
Ⓐ 6	540	720	1,40	77
Ⓐ 7	540	800	1,50	78
Ⓐ 8	540	860	1,60	81
Ⓐ 9	450	370	0,80	72
Ⓐ 10	450	430	0,90	73
Ⓐ 11	450	460	0,90	74
Ⓐ 12	450	500	1,00	77
Ⓐ 13	300	100	0,17	63
Ⓐ 14	300	120	0,22	64
Ⓐ 15	300	130	0,23	65
Ⓐ 16	300	145	0,23	68

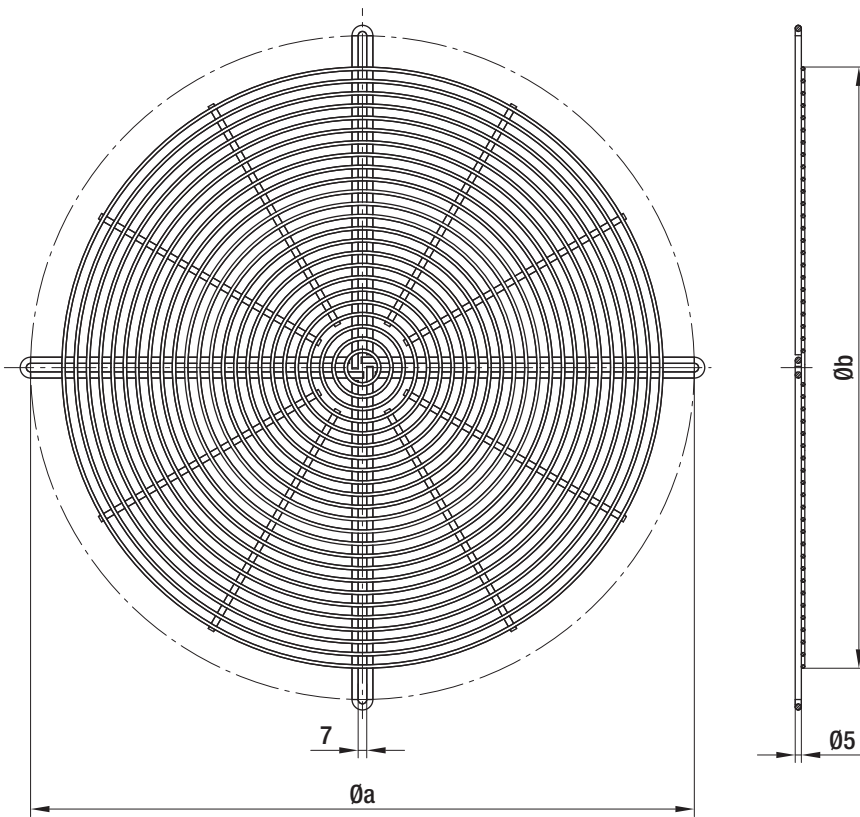
- **Technical features:** control input 0-10 VDC / PWM, RS485 ebmBUS, alarm relay, integrated PID control, voltage supply for sensor, input for sensor 0-10 V respectively 4-20 mA, 0-10 V output for slave, PFC (passive), soft start, line undervoltage detection, phase failure detection
- **Motor protection:** motor current limitation, over-temperature protected electronics and motor, locked-rotor protection
- **Protection class:** I (according to EN 61800-5-1)
- **Product conforming to standard:** CE
- **Approvals:** GOST, UL and VDE are applied for

Selection		
Type		
W3G990	"A"	W3G990-CD05 -80

Direction of air flow



# Accessories



– **Material:** galvanised steel wire, plastic coated in RAL no. 9006

## Guard grilles (to be mounted on pressing side)

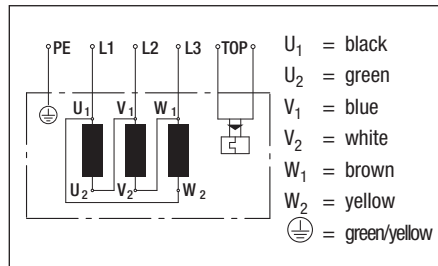
Part no.	Size	a	b
40450-2-4039	450	487	450
40500-2-4039	500	541	490
40630-2-4039	630	674	630
40710-2-4039	710	751	710
40800-2-4039	800	837	790
40990-2-4039	990	1043	990

subject to alterations

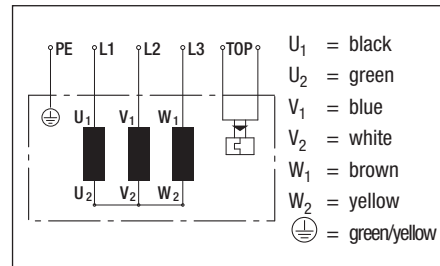
# Electrical connections

## AC motors

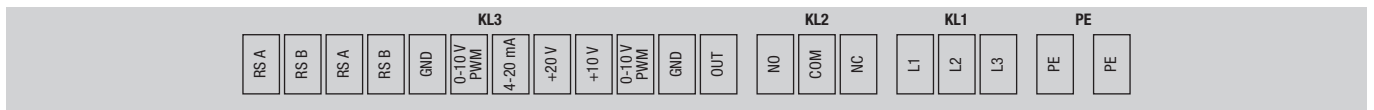
Delta connection (3~ 400 VAC power line)  
with TOP brought out  
high speed



Star connection (3~ 400 VAC power line)  
with TOP brought out  
low speed







## EC motors (size 150, 3-phase line-fed)



Connector	Signal	Assignment / function
PE	PE	Protective earth
KL1	L3	Mains; L3
	L2	Mains; L2
	L1	Mains; L1
KL2	NC	Alarm relay, break for failure
	COM	Alarm relay, COMMON (2A, 250 VAC, AC1)
	NO	Alarm relay, make for failure

Connector	Signal	Assignment / function
KL3	OUT	Master output 0-10 V max. 3 mA
	GND	GND
	0-10 V / PWM	Control / Actual value input (Impedance 100 kΩ)
	+10 V	Supply for external potentiometer, 10 VDC (+10 %) @ 10 mA
	+20 V	Supply for external sensor, 20 VDC (±20 %) @ 50 mA
	4-20 mA	Control / Actual value input
	0-10 V / PWM	Control / Actual value input
	GND	GND
	RSB	RS485 interface for ebmBUS; RS B
	RSA	RS485 interface for ebmBUS; RS A
	RSB	RS485 interface for ebmBUS; RS B
	RSA	RS485 interface for ebmBUS; RS A

-  fan agent
-  compact fan agent
-  motor specialist
-  motor agent

# Distributors, agencies and subsidiaries

## Germany

### ebm-papst Mulfingen GmbH & Co. KG

Bachmühle 2  
D-74673 Mulfingen  
Phone +49 (0) 79 38 / 81-0  
Fax +49 (0) 79 38 / 81-110  
info1@de.ebmpapst.com

www.ebmpapst.com

### ebm-papst St. Georgen GmbH & Co. KG

Hermann-Papst-Straße 1  
D-78112 St. Georgen  
Phone +49 (0) 77 24 / 81-0  
Fax +49 (0) 77 24 / 81-13 09  
info2@de.ebmpapst.com

www.ebmpapst.com

### ebm-papst Landshut GmbH

Hofmark-Aich-Straße 25  
D-84030 Landshut  
Phone +49 (0) 8 71 / 707-0  
Fax +49 (0) 8 71 / 707-465  
info3@de.ebmpapst.com




www.ebmpapst.com




## Agencies

 **Berlin**  
 Dipl.-Ing. (TH) Jens Duchow  
Händelstraße 7  
 D-16341 Panketal  
Phone +49 (0) 30 / 94 41 49 62  
Fax +49 (0) 30 / 94 41 49 63  
Jens.Duchow@de.ebmpapst.com

 **Dortmund**  
 Dipl.-Ing. (FH) Hans-Joachim Pundt  
Auf den Steinern 3  
 D-59519 Möhnesee-Völlinghausen  
Phone +49 (0) 29 25 / 80 04 07  
Fax +49 (0) 29 25 / 80 04 08  
Hans-Joachim.Pundt@de.ebmpapst.com

 **Frankfurt**  
 Dipl.-Ing. Christian Kleffmann  
Dr. Hermann-Krause Straße 23  
 D-63452 Hanau  
Phone +49 (0) 61 81 / 18 98 12  
Fax +49 (0) 61 81 / 18 98 13  
Christian.Kleffmann@de.ebmpapst.com




 **Halle**  
 Dipl.-Ing. (TU) Michael Hanning  
Lerchenweg 4  
 D-06120 Lieskau  
Phone +49 (0) 3 45 / 5 51 24 56  
Fax +49 (0) 3 45 / 5 51 24 57  
Michael.Hanning@de.ebmpapst.com




 **Hamburg**  
 Ingenieurbüro Breuell GmbH  
Dirk Kahl  
 Elektroingenieur  
Grützmühlenweg 40  
D-22339 Hamburg  
Phone +49 (0) 40 / 53 80 92 10  
Fax +49 (0) 40 / 53 80 92 84  
Dirk.Kahl@de.ebmpapst.com

 **Kassel**  
 Dipl.-Ing. (FH) Ralph Brück  
Hoherainstraße 38  
 D-35075 Gladenbach  
Phone +49 (0) 64 62 / 40 71 10  
Fax +49 (0) 64 62 / 40 71 11  
Ralph.Brueck@de.ebmpapst.com




 **Koblenz**  
 Winfried Schaefer  
Hinter der Kirch 10  
 D-56767 Uersfeld  
Phone +49 (0) 26 57 / 16 96  
Fax +49 (0) 26 57 / 16 76  
Winfried.Schaefer@de.ebmpapst.com

 **Munich**  
 Dipl.-Wirt.-Ing. (FH) Jens Peter  
Steinbergweg 6  
 D-82285 Hattenhofen  
Phone +49 (0) 81 45 / 80 92 25  
Fax +49 (0) 81 45 / 80 92 26  
Jens.Peter@de.ebmpapst.com

 **Nuremberg**  
 Friedrich Klein  
Adlerstraße 49/1  
 D-73540 Heubach  
Phone +49 (0) 71 73 / 49 83  
Fax +49 (0) 71 73 / 80 53  
Friedrich.Klein@de.ebmpapst.com


 **Offenburg**  
 Dipl.-Ing (FH) Ralf Braun  
Hubeneck 21  
 D-77704 Oberkirch  
Phone +49 (0) 78 02 / 98 22 52  
Fax +49 (0) 78 02 / 98 22 53  
Ralf.Braun@de.ebmpapst.com

 **Stuttgart**  
 Dipl.-Ing. (FH) Rudi Weinmann  
Mühlhaldenweg 13  
 D-73207 Plochingen  
Phone +49 (0) 71 53 / 92 89 80  
Fax +49 (0) 71 53 / 92 89 81  
Rudi.Weinmann@de.ebmpapst.com

 **Ulm**  
 Günter Wilhelm  
Allgäuer Straße 7  
 D-89269 Vöhringen  
Phone +49 (0) 73 06 / 92 46 08  
Fax +49 (0) 73 06 / 92 46 48  
Gunter.Wilhelm@de.ebmpapst.com




## Distributors

 **Frankfurt**  
R.E.D. Handelsgesellschaft mbH  
Gutenbergstraße 3  
D-63110 Rodgau - Jügesheim  
Phone +49 (0) 61 06 / 84 10  
Fax +49 (0) 61 06 / 84 11 11  
info@red-elektromechanik.de  
www.red-elektromechanik.de

 **Hamburg**  
Breuell + Hilgenfeldt GmbH  
Grützmühlenweg 40  
D-22339 Hamburg  
Phone +49 (0) 40 / 53 80 92 20  
Fax +49 (0) 40 / 53 80 92 84  
info@breuell.de

 **Munich**  
A. Schweiger GmbH  
Ohmstraße 1  
D-82054 Sauerlach  
Phone +49 (0) 81 04 / 8 97 0  
Fax +49 (0) 81 04 / 8 97 90  
info@schweiger-gmbh.de  
www.schweiger-gmbh.com

### ● Express Service-Center (1 to 5 pieces)

 **North**  
 Breuell + Hilgenfeldt GmbH  
Grützmühlenweg 40  
 D-22339 Hamburg  
Phone +49 (0) 40 / 53 80 92 20  
Fax +49 (0) 40 / 53 80 92 84  
ebm@breuell.de

 **South**  
 HDS Ventilatoren Vertriebs GmbH  
Glaswiesenstraße 1  
D-74677 Dörzbach  
Phone +49 (0) 79 37 / 80 29 68  
Fax +49 (0) 79 37 / 80 25 78  
info@hds-gmbh.net

## Europe

 **Austria**  
 ebm-papst Motoren & Ventilatoren GmbH  
 Westbahnstraße 5  
A-4490 St. Florian  
Phone +43 / 72 24 / 66 01 10  
Fax +43 / 72 24 / 66 01 120  
info@at.ebmpapst.com  
www.ebmpapst.at

 **Belarus**  
 ebm-papst Bel AgmbH  
 Prospekt Nesavisimosti 11/2 Zimmer 325, 512  
BY-220050 Minsk  
Phone +375 / 17 / 209 95 61  
Fax +375 / 17 / 209 95 61  
info@by.ebmpapst.com




 **Belgium**  
 VIBO Benelux B. V.  
 Sales office Belgium-Luxemburg  
Romeinsestraat 6/0101  
Research Park Haasrode  
B-3001 Heverlee-Leuven  
Phone +32 / 16 / 39 62 00  
Fax +32 / 16 / 39 62 20  
info@vibobenelux.com  
www.vibobenelux.com

 **Bulgaria**  
 ebm-papst Romania S.R.L.  
 Str. Tirnavei Nr. 20  
RO-500327 Brasov  
Phone +40 / 268 / 312 805  
Fax +40 / 268 / 312 805  
dudasludovic@xnet.ro

 **Croatia**  
 ebm-papst Industries Kft.  
 Mátyás u. 1/A  
H-2220 Vecsés  
Phone +36 / 29 / 55 01 90  
Fax +36 / 29 / 55 01 94  
office@hu.ebmpapst.com  
www.ebmpapst.hu




 **Cyprus**  
 MATERO LTD  
 37, St. Kyriakides Avenue  
P.O. Box 51744  
CY-3080 Limassol  
Phone +357 / 25 / 87 00 30  
Fax +357 / 25 / 38 13 66  
matero@cytanet.com.cy  
www.matero.com.cy

 **Czech Republic / Slovakia**  
 ebm-papst CZ s.r.o.  
 Krátká 379  
CZ-66461 Rajhradice u Brna  
Phone +420 / 5 / 47 23 26 16  
Fax +420 / 5 / 47 23 26 22  
info@ebmpapst.cz  
www.ebmpapst.cz

 **Denmark**  
 Jenk A/S  
 Vallensbækvej 21  
DK-2605 Brøndby  
Phone +45 / 43 / 63 11 11  
Fax +45 / 43 / 63 05 05  
jenk@jenk.dk  
www.jenk.dk

 **Estonia**  
 ebm-papst Oy  
 Eesti Filiaal  
Kadaka tee 3  
EST-10621 Tallinn  
Phone +372 / 655 / 6978  
Fax +372 / 655 / 6979

 **Finland**  
 ebm-papst Oy  
 Puistotie 1  
FIN-02760 Espoo  
Phone +358 / 9 / 88 70 22 0  
Fax +358 / 9 / 88 70 22 13  
mailbox@ebmpapst.fi  
www.ebmpapst.fi

 **France**  
 ebm-papst SARL  
 ZI Nord - rue A. Mohler  
BP 62  
F-67212 Obernai-Cedex  
Phone +33 / 820 326 266  
Fax +33 / 3 / 88 67 38 83  
info@ebmpapst.fr  
www.ebmpapst.fr

 **Greece**  
 Helcoma  
 Th. Rotas & Co OE  
Davaki 65  
GR-17672 Kallithea-Attiki  
Phone +30 / 210 / 951 37 05  
Fax +30 / 210 / 951 34 90  
contact@helcoma.gr  
www.helcoma.gr





 **Hungary**  
 ebm-papst Industries Kft.  
 Mátyás u. 1/A  
H-2220 Vecsés  
Phone +36 / 29 / 55 01 90  
Fax +36 / 29 / 55 01 94  
office@hu.ebmpapst.com  
www.ebmpapst.hu

 **Iceland**  
 RJ Engineers  
 Stangarhyl 1A  
IS-110 Reykjavik  
Phone +354 / 567 80 30  
Fax +354 / 567 80 15  
rj@rj.is  
www.rj.is

 **Ireland**  
 ebm-papst Limited  
 Portlaoise Business & Technology Park  
Mountrath Road  
IRL-Portlaoise, Co. Laois  
Phone +353 / 57 86 / 643 43  
Fax +353 / 57 86 / 643 46  
sales@ie.ebmpapst.com  
www.ebmpapst.ie

 **Italy**  
 ebm-papst Srl  
 Via Cornaggia 108  
I-22076 Mozzate (Co)  
Phone +39 / 03 31 / 83 62 01  
Fax +39 / 03 31 / 82 15 10  
info@it.ebmpapst.com  
www.ebmpapst.it

 **Macedonia**  
 ebm-papst Industries Kft.  
 Mátyás u. 1/A  
H-2220 Vecsés  
Phone +36 / 29 / 55 01 90  
Fax +36 / 29 / 55 01 94  
office@hu.ebmpapst.com  
www.ebmpapst.hu

-  fan agent
-  compact fan agent
-  motor specialist
-  motor agent

# Distributors, agencies and subsidiaries

## Netherlands

 VIBO Benelux B. V.  
 Engelseweg 127  
 Postbus 230  
 NL-5705 AC Helmond  
 Phone +31 / 4 92 / 50 29 00  
 Fax +31 / 4 92 / 50 29 50  
[verkoop@vibobenelux.com](mailto:verkoop@vibobenelux.com)  
[www.vibobenelux.com](http://www.vibobenelux.com)




## Norway

 Ziehl-ebm as  
 P.B. 173 Holmlia  
 N-1203 Oslo  
 Phone +47 / 22 / 76 33 40  
 Fax +47 / 22 / 61 91 73  
[mailbox@ziehl-ebm.no](mailto:mailbox@ziehl-ebm.no)  
[www.ziehl-ebm.no](http://www.ziehl-ebm.no)

## Poland

 ebm-papst Polska Sp. z o.o.  
 ul. Annapol 4A  
 PL-03236 Warszawa  
 Phone +48 / 22 / 675 78 19  
 Fax +48 / 22 / 676 95 87  
[office@ebmpapst.pl](mailto:office@ebmpapst.pl)  
[www.ebmpapst.pl](http://www.ebmpapst.pl)





## Portugal


 ebm-papst (Portugal), Lda  
 Av. Marechal Gomes da Costa, 35 e  
 Rua Conselheiro Emidio Navarro  
 P-1800-255 Lisboa  
 Phone +351 / 21 / 839 48 80  
 Fax +351 / 21 / 839 47 59  
[info@pt.ebmpapst.com](mailto:info@pt.ebmpapst.com)





## Romania

 ebm-papst Romania S.R.L.  
 Str. Tirnavei Nr. 20  
 RO-500327 Brasov  
 Phone +40 / 268 / 312 805  
 Fax +40 / 268 / 312 805  
[dudasludovic@xnet.ro](mailto:dudasludovic@xnet.ro)

## Russia

 ebm-papst Ural GmbH  
 Rosa Luxemburg Strasse 59  
 RU-620026 Jekaterinburg  
 Phone +7 / 343 / 378 31 75  
 Fax +7 / 343 / 378 31 89  
[Konstantin.Molokov@ru.ebmpapst.com](mailto:Konstantin.Molokov@ru.ebmpapst.com)  
[www.ebmpapst.ur.ru](http://www.ebmpapst.ur.ru)

 ebm-papst Rus GmbH  
 Nizhegorodskaya 32, str. 15 office 420  
 RU-109029 Moskau  
 Phone +7 / 495 / 671 53 93  
 Fax +7 / 495 / 671 53 95  
[info@ebmpapst.ru](mailto:info@ebmpapst.ru)  
[www.ebmpapst.ru](http://www.ebmpapst.ru)

 ebm-papst Rus  
 Saint-Petersburg's Filial  
 Zastavskaya 7  
 RU-196084 Sankt-Petersburg  
 Phone +7 / 812 / 449 96 07  
 Fax +7 / 812 / 449 96 07  
[spb@ru.ebmpapst.com](mailto:spb@ru.ebmpapst.com)

## Serbia & Montenegro

 ebm-papst Industries Kft.  
 Mátyás u. 1/A  
 H-2220 Vecsés  
 Phone +36 / 29 / 55 01 90  
 Fax +36 / 29 / 55 01 94  
[office@hu.ebmpapst.com](mailto:office@hu.ebmpapst.com)  
[www.ebmpapst.hu](http://www.ebmpapst.hu)

## Spain

 ebm-papst Ibérica S.L.  
 Avda. del Sistema Solar, 29  
 E-28830 San Fernando de Henares (Madrid)  
 Phone +34 / 91 / 678 08 94  
 Fax +34 / 91 / 678 15 30  
[ventas@ebmpapst.es](mailto:ventas@ebmpapst.es)

## Sweden

 Ziehl-ebm AB  
 Äggelundavägen 2  
 S-17562 Järfälla  
 Phone +46 / 8 / 761 94 00  
 Fax +46 / 8 / 36 23 06  
[info@ziehl-ebm.se](mailto:info@ziehl-ebm.se)  
[www.ziehl-ebm.se](http://www.ziehl-ebm.se)

## Switzerland

 ebm-papst AG  
 Rütisbergstraße 1  
 CH-8156 Oberhasli  
 Phone +41 / 44 / 732 20 70  
 Fax +41 / 44 / 732 20 77  
[verkauf@ebmpapst.ch](mailto:verkauf@ebmpapst.ch)  
[www.ebmpapst.ch](http://www.ebmpapst.ch)

## Turkey

 Akantel Elektronik San. Tic. LTD. Sti.  
 Atatürk Organize Sanayi  
 Bölgesi 10007 SK. No.:6  
 TR-35620 Cigli-Izmir  
 Phone +90 / 2 32 / 32 82 090 -91  
 Fax +90 / 2 32 / 32 80 270  
[akantel@akantel.com.tr](mailto:akantel@akantel.com.tr)  
[www.akantel.com.tr](http://www.akantel.com.tr)

## Ukraine

 ebm-papst Ukraine GmbH  
 Lepse Boulevard 4, Haus 47 Etage 5  
 UA-03067 Kiev  
 Phone +38 / 044 / 206 30 91  
 Fax +38 / 044 / 206 30 91  
[mail@ebmpapst.ua](mailto:mail@ebmpapst.ua)  
[www.ebmpapst.ua](http://www.ebmpapst.ua)

## United Kingdom

 ebm-papst UK Ltd.  
 Chelmsford Business Park  
 GB-Chelmsford Essex CM2 5EZ  
 Phone +44 / 12 45 / 46 85 55  
 Fax +44 / 12 45 / 46 63 36  
[sales@uk.ebmpapst.com](mailto:sales@uk.ebmpapst.com)  
[www.ebmpapst.co.uk](http://www.ebmpapst.co.uk)

 ebm-papst Automotive & Drives (UK) Ltd.  
 Suite B, The Barn  
 Sheepdown, East Ilsley  
 GB-Berkshire RG20 7LY  
 Phone +44 / 87 07 / 66 51 70  
 Fax +44 / 87 07 / 66 51 80  
[A&Dsales@uk.ebmpapst.com](mailto:A&Dsales@uk.ebmpapst.com)  
[www.ebmpapst.co.uk](http://www.ebmpapst.co.uk)

## America

---



### Argentina



ebm-papst de Argentina S.A.  
Hernandarias 148 Lomas del Mirador  
Pcia. de Buenos Aires (1752)  
Phone +54 / 11 46 57 61 35  
Fax +54 / 11 46 57 20 92  
ventas@ar.ebmpapst.com



### Brasil



ebm-papst Motores Ventiladores Ltda.  
Rua Francisco D'Amico, 155  
Bairro Pirajussara  
BR-06785-290 Taboão da Serra-SP  
Phone +55 /11 / 41 38 50 90  
Fax +55 /11 / 41 38 50 86  
vendas@br.ebmpapst.com  
www.ebmpapst.com.br



### Canada



ebm-papst Canada Inc.  
1800 Ironstone Manor, Unit 2  
CDN-Pickering, Ontario, L1W3J9  
Phone +1 / 905 / 420 / 35 33  
Fax +1 / 905 / 420 / 37 72  
sales@ca.ebmpapst.com  
www.ebmpapst.ca



### Mexico



ebm Industrial S.de R.L. de C.V.  
Paseo de Tamarindos 400-A-5º Piso  
Col. Bosques de las Lomas  
MEX-Mexico 05120, D.F.  
Phone +52 / 55 / 50 91 44 44  
Fax +52 / 55 / 50 91 44 43  
sales@mx.ebmpapst.com  
www.ebmpapst.com.mx

## USA



ebm-papst Inc.  
P.O. Box 4009  
100 Hyde Road  
USA-Farmington, CT 06034  
Phone +1 / 860 / 674 15 15  
Fax +1 / 860 / 674 85 36  
sales@us.ebmpapst.com  
www.ebmpapst.us



ebm-papst Automotive & Drives, Inc.  
3200 Greenfield, Suite 255  
USA-Dearborn, MI 48120  
Phone +1 / 313 / 406 80 80  
Fax +1 / 313 / 406 80 81  
automotive@us.ebmpapst.com  
www.ebmpapst-automotive.us

## Africa





---



### South Africa



ebm-papst South Africa (Pty) Ltd.  
P.O. Box 3124  
1119 Yacht Avenue  
ZA-2040 Honeydew  
Phone +27 / 11 / 794 34 34  
Fax +27 / 11 / 794 50 20  
info@za.ebmpapst.com  
www.ebmpapst.co.za

-  fan agent
-  compact fan agent
-  motor specialist
-  motor agent

# Distributors, agencies and subsidiaries

## Asia

 **China**  
 ebm-papst Ventilator (Shanghai) Co., Ltd.  
 No. 418, Huajing Road  
 WaiGaoQiao Free Trade Zone  
 No. 2001, Yang Gao (N) Road  
 VRC-200131 Shanghai, P.R. of China  
 Phone +86 / 21 / 50 46 01 83  
 Fax +86 / 21 / 50 46 11 19  
[sales@cn.ebmpapst.com](mailto:sales@cn.ebmpapst.com)

 **Hong Kong**  
 ebm-papst Ventilator (Shanghai) Co., Ltd.  
 Hong Kong Representative Office  
 Unit Nos. 13, 9/F, Technology Park  
 18 On Lai Street, Sha Tin, N.T.  
 HK-Hong Kong P.R. of China  
 Phone +852 / 21 45 / 86 78  
 Fax +852 / 21 45 / 76 78  
[chenghong@cn.ebmpapst.com](mailto:chenghong@cn.ebmpapst.com)

 **India**  
 ebm NADI International Pvt Ltd.  
 26/3, G.N.T. Road, Erukkencherry  
 IND-Chennai-600118  
 Phone +91 / 44 / 25 37 25 56  
 Fax +91 / 44 / 25 37 11 49  
[ebmnadi@md2.vsnl.net.in](mailto:ebmnadi@md2.vsnl.net.in)  
[www.ebmnadi.com](http://www.ebmnadi.com)

 **Indonesia**  
 ebm-papst Indonesia  
 Representative Office  
 Jalan Puri Kencana, Blok K7/3T  
 RI-Jakarta 11610  
 Phone +62 / 21 / 582 / 31 18  
 Fax +62 / 21 / 582 / 31 17  
[sonny.sanjaya@id.ebmpapst.com](mailto:sonny.sanjaya@id.ebmpapst.com)

 **Israel**  
 Polak Bros. Import Agencies Ltd.  
 9 Hamefalsim Street  
 IL-Kiryat Arie, Petach-Tikva 49514  
 Phone +972 / 3 / 910 03 00  
 Fax +972 / 3 / 579 66 79  
[polak@polak.co.il](mailto:polak@polak.co.il)

 **Japan**  
 ebm-papst Industries Japan K.K.  
 12 Floor, Benex S-3 Bldg.  
 3-20-8 Shinyokohama, Kohoku-ku  
 J-222-0033 Yokohama  
 Phone +81 / 45 / 470 / 57 51  
 Fax +81 / 45 / 470 / 57 52  
[info@jp.ebmpapst.com](mailto:info@jp.ebmpapst.com)  
[www.ebmpapst.jp](http://www.ebmpapst.jp)

 **Korea**  
 ebm-papst Korea Co. Ltd.  
 6F, Trutech Bldg.  
 B 6-2, Digital Media City (DMC)  
 Sangam-Dong, Mapo-Gu  
 ROK-Seoul 121-270  
 Phone +82 / 2 / 36 62 / 13 24  
 Fax +82 / 2 / 36 62 / 13 26  
[info@kr.ebmpapst.com](mailto:info@kr.ebmpapst.com)  
[www.ebmpapst.co.kr](http://www.ebmpapst.co.kr)

 **Malaysia**  
 ebm-papst Malaysia  
 Representative Office  
 Block F1, 9A-4, Jalan PJU 1/42  
 Dataran Prima  
 MAL-47301 Petaling Jaya  
 Phone +60 / 3 / 78 06 54 40  
 Fax +60 / 3 / 78 06 54 41  
[john.bulder@my.ebmpapst.com](mailto:john.bulder@my.ebmpapst.com)

 **Singapore**  
 ebm-papst SEA Pte. Ltd.  
 23 Ubi Road 4, #05-00  
 Olympia Industrial Building  
 SGP-Singapore 408620  
 Phone +65 / 68 42 84 38  
 Fax +65 / 68 42 84 39  
[salesdept@sg.ebmpapst.com](mailto:salesdept@sg.ebmpapst.com)

 **Taiwan**  
 ETECO Engineering & Trading Corp.  
 10F-I, No. 92, Teh-Wei Str.  
 RC-Tsow-Inn District, Kaohsiung  
 Phone +886 / 7 / 557 42 68  
 Fax +886 / 7 / 557 27 88  
[eteco@ms22.hinet.net](mailto:eteco@ms22.hinet.net)

 **Thailand**  
 ebm-papst Thailand Co. Ltd.  
 Representative Office  
 99/349 Chaeng Wattana Road, Laksi  
 Bangkok 10210, Thailand  
 Phone +66 / 2 / 576 / 15 24-5  
 Fax +66 / 2 / 576 / 15 42  
[salesdept@th.ebmpapst.com](mailto:salesdept@th.ebmpapst.com)

 **United Arab Emirates**  
 ebm-papst Middle East FZE  
 P.O. Box 17755  
 Jebel Ali Free Zone / FZS1 / AP05  
 UAE-Dubai  
 Phone +971 / 4 / 886 08 26  
 Fax +971 / 4 / 886 08 27  
[info@ae.ebmpapst.com](mailto:info@ae.ebmpapst.com)

## Australia

---



### Australia

ebm-papst Australia Pty Ltd.  
2 Silvertown Close



AUS-Laverton North, Victoria, 3026

Phone +61 / 3 / 83 25 64 00

Fax +61 / 3 / 83 25 64 64

sales@ebm-papst.com.au

www.ebm-papst.com.au



### New Zealand

ebm-papst Australia Pty Ltd.  
102 Henderson Valley Road



NZ-Henderson, Auckland 1230

Phone +64 / 9 / 837 18 84

Fax +64 / 9 / 837 18 99

sales@ebm-papst.com.au

www.ebm-papst.com.au



**ebm-papst**  
**Mulfingen GmbH & Co. KG**

Bachmühle 2  
D-74673 Mulfingen  
Phone +49 (0) 79 38 / 81-0  
Fax +49 (0) 79 38 / 81-110  
info1@de.ebmpapst.com

[www.ebmpapst.com](http://www.ebmpapst.com)